



YEAR TO DATE MONITORING REPORT

*Covering the performance in support of the
Local Fire and Rescue Plan for Moray 2021-24*



SCOTTISH
FIRE AND RESCUE SERVICE
Working together for a safer Scotland

April to September 2022/23

**Working together
for a safer Scotland**



ABOUT THE STATISTICS IN THIS REPORT

The activity totals and other statistics quoted in this report are provisional in nature and subject to change as a result of ongoing quality assurance and review.

Because all statistics quoted are provisional there may be differences in the period totals quoted in our reports after original publication which result from revisions or additions to the data on our systems.

From 2015-16 onwards responsibility for the publication of end-year statistical data transferred from the Scottish Government to the SFRS. This change of responsibility does not change the status of the figures quoted in this and other SFRS reports reported to the Committee.

TABLE OF CONTENTS	PAGE
Introduction	5
Year to Date Performance Summary	6
Year to Date Performance Highlights	7
Priority 1 – Unintentional Harm & Home Safety	8
Number of Accidental Dwelling Fires (ADF)	8-10
Number of ADF Fatal Casualties	8-10
Number of ADF Non-Fatal Casualties	8-10
Priority 2 – Non-Fire Emergencies	11-13
Number of Special Service Incidents	11-13
Priority 3 – Anti-Social Behaviour	14-15
Number of Deliberate Fires	14-15
Priority 4 – Non-Domestic Fire Safety	16-18
Number of Non-Domestic Building Fires	16-18
Number of Accidental ‘Other’ Primary and Secondary Fires	16-18
Priority 5 – Reducing UFAS Incidents	19-20
Number of UFAS Incidents	19-20
Priority 6 – Emergency Response & Community Resilience	21

This page is intentionally blank

INTRODUCTION

Welcome to the Scottish Fire and Rescue Service Moray Area performance report for the reporting period 1st April to 30th September 2022. The report is aligned to and reports on progress against the priorities set out in the Local Fire and Rescue Plan for Moray 2021 – 2024.

The information presented in this report provides a comparison against key performance indicators, the selected performance indicators are selected to best inform and support the priorities within the Local Fire and Rescue Plan for Moray 21-2024. Each indicator displays the activity reflecting performance for year to date vs. a specific target OR previous 3 years rolling average. The performance indicators within the report support the local priorities:

- Priority 1 – Unintentional Harm & Home Safety
- Priority 2 – Non-Fire Emergencies
- Priority 3 – Deliberate Fire Setting
- Priority 4 – Non-Domestic Fire Safety Including Accidental Primary & Secondary Fires
- Priority 5 – Unwanted Fire Alarm Signals
- Priority 6 – Emergency Response & Community Resilience

As well as supporting the six priorities in the Local Fire and Rescue Plan for Moray, this monitoring report shows how SFRS activities and performance contribute to the wider priorities of the Moray Community Partnership 10 Year Local Outcomes Improvement Plan.




The figures in this report are provisional, to provide the Committee with the SFRS's direction of travel in the Moray area, in terms of performance against headline indicators and targets. Most figures will not change; however, members should note that there may be some small variations for some indicators when the final confirmed figures are published by the SFRS.













PERFORMANCE SUMMARY

The table below provides a summary of the year to date performance against headline indicators and annual targets. It aims to provide – at a glance – our direction of travel during the current reporting year.

Performance against Moray Local Fire and Rescue Plan

Year-to-Date Legend

	Below 3 Year Average
	Less than 10% above 3 Year Average
	More than 10% above 3 Year Average

Key Performance Indicator	April to September				RAG STATUS
	2019/20	2020/21	2021/22	2022/23	
 All Accidental Dwelling Fires	27	23	25	12	
 All Accidental Dwelling Fire Casualties & (Fatalities)	5 (0)	3 (1)	8 (0)	1 (0)	
 Special Service All	107	75	108	77	
 All Deliberate Fires	51	51	84	50	
 Non- Domestic Fires	14	17	23	13	
 UFAS	218	189	216	174	

PERFORMANCE HIGHLIGHTS

Of the 6 Priority areas, the following performance should be noted for the year to date 2022/23:

Accidental Dwelling Fires and

The statistics against the key performance indicators show that we have a decrease compared to the three-year rolling average for Accidental Dwelling Fires. SFRS continue to work with partners to provide support and assistance to the most vulnerable in our local communities, reducing the risk of fire within homes.

Accidental Dwelling Fire Casualties & Fatalities

Accidental Dwelling Fire Casualties have seen a decrease compared to the three-year average. There have been no Fire Fatalities in the Moray area during this reporting period.

Special Service All

Special Service Calls have decreased compared to the three-year average. The categories of Special Service with the highest number of calls were and Effecting Entry, RTC, and assisting other agencies. SFRS have worked closely with partners to address these areas with targeted education within our local communities.

Deliberate Fires

Deliberate Fires have decreased compared to the three-year average. We have targeted the root causes of deliberate secondary fires (grassland/scrub) which had contributed to the bulk of the calls in 21/22. This was achieved via local crews engaging with land owners, local community groups and tourists/visitors to the area.

Non Domestic Fires

Non- Domestic Fires have decreased compared to the three-year average with resources attending 13 incidents covering a variety of premise types.

We continue to work with owners and occupiers through our Fire Safety Enforcement Programme and Post Fire Audits to reduce the number of Non-Domestic Fires.

False Alarm – UFAS

UFAS incidents have decreased compared to the three-year average with distillery's and education contributing to the bulk of the calls attended. Local crews assisted by Fire Safety Enforcement officers have undertaking targeted engagement with premises owner, providing advise on how to reduce UFAS through improved management arrangements.

PRIORITY 1 – UNINTENTIONAL HARM & HOME SAFETY

Accidental Dwelling Fires (ADF)

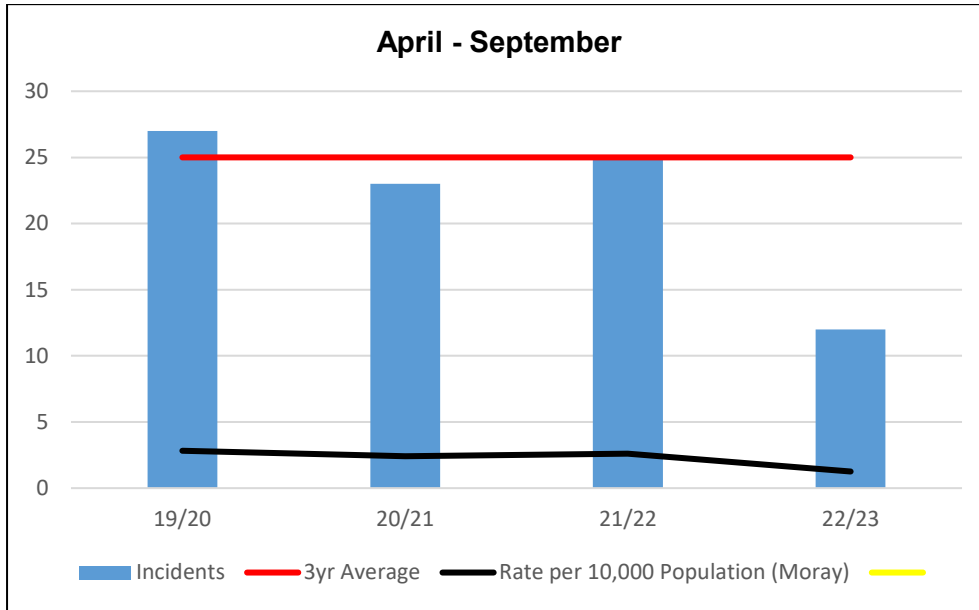


Table 1: Year to Date (April to September) Performance

	19/20	20/21	21/22	22/23	YTD
ADF's	27	23	25	12	GREEN

ADF Fatal Casualties & - ADF Non-Fatal Casualties

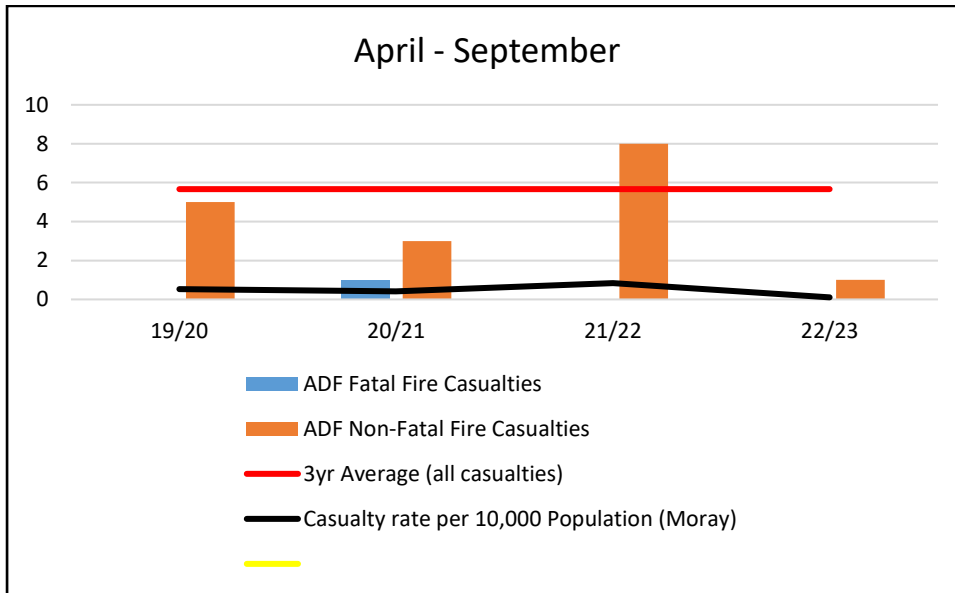


Table 2: Year to Date (April to September) Performance

	19/20	20/21	21/22	22/23	YTD
ADF Fatal Casualties	0	1	0	0	GREEN
ADF Non-Fatal Casualties	5	3	8	1	GREEN

Accidental Dwelling Fires

Committee	19/20	20/21	21/22	22/23
Buckie	5	6	0	5
Elgin North	5	5	6	0
Elgin South	4	2	5	3
Forres	5	4	7	2
Keith	3	2	1	1
Laich	3	3	3	1
Milnes	1	1	2	0
Speyside	1	0	1	0
Total	27	23	25	12

Indicator Description

The largest single type of primary fire in Moray is accidental fires in the home and their prevention is a key focus of the Service's community safety activity.

Our aim is to reduce the rate of ADF's by keeping these incidents below the three-year average for 2022/23.

The reduction of fire casualties is clearly linked to our priority "Unintentional Harm and Home Safety". The reduction of fire fatalities and casualties is at the core of our preventative and early intervention activities carried out by SFRS in the Moray area. Significant contributory factors associated with the number of fire casualties and fatalities include, lifestyle, independent living strategies, smoking, consumption of alcohol and prescribed and non-prescribed drugs, Individual capacity and vulnerability, and ageing demographics.

ADF Fatal Casualties

This indicator counts those people for whom fire has been clearly identified as the cause of death, even if they die some-time after the actual fire. Those who die at, or after, the fire but where fire is **not** identified as the cause of death are not included in these figures.

Our aim is to have **Zero ADF Fatal Casualties**, in Moray during 2022/23

ADF Non-Fatal Casualties

This Indicator counts all types of non-fatal fire injury in the home, including precautionary checks.

Our aim is to reduce the risk of injury from fire in the home by keeping fire injuries below the three-year average during 2022/23.

What we aim to Achieve

As well as helping to deliver Priority One: *Unintentional Harm & Home Safety*, our activities will also support the long-term ambition of the Moray 10 Year Plan and supports achievement of the following local outcomes:

- Building a better future for our children and young people in Moray
- Empowering and connecting communities
- Growing, diverse and sustainable economy
- Changing our relationship with alcohol

Performance Management

There have been 12 ADF's reported year to date, which is below the three-year average. We are therefore showing green for achieving the annual target.

Accidental dwelling fires can have a significant negative impact upon both individuals, the wider community and are financially costly to house holders and housing providers in terms of repair and the reinstatement of homes. Key contributory risk factors include, lifestyle, independent living strategies, smoking, consumption of alcohol and prescribed and non-prescribed drugs. Individual capability and vulnerability, and aging demographics.

There has been 0 ADF Fatal Casualties during year to date. We are therefore showing green for achieving the annual target.

There has been 1 ADF Non-Fatal Casualties year to date, which is below the three-year average so we are showing green for achieving the annual target.

Home Fire Safety Visits remain a key focus in our community safety activity to reduce accidental dwelling fires and casualties resulting from these. We continue to explore and develop partnerships throughout the area to identify those most vulnerable and/or at risk from fire and/or harm in the home. Through our contribution to Moray Community Safety Hub and the Community Planning Partnership collectively we have raised awareness of our referral process and promote a better understanding of fire risk in the home. The figures presented below show the number of Home Fire Safety Visits (HFSV) delivered year-to-date compared to the same period 2021:

	2021 / 22	2022 / 23
High	384	477
Medium	44	162
Low	171	275
Total	599	914

The delivery of HFSV's to date have increased compared to last year and this is down to restrictions being eased that were previously put in place surrounding Covid-19. The SFRS focus remains on delivery of high HFSV's to target the most vulnerable with our communities and these are being carried out by both our Community Action Teams as well as operational front-line staff. We continue to monitor emerging risk and will adjust our delivery strategy in line with Scottish Government guidance, to protect both the public and our staff.

PRIORITY 2 – NON-FIRE EMERGENCIES

All Non-Fire Emergencies

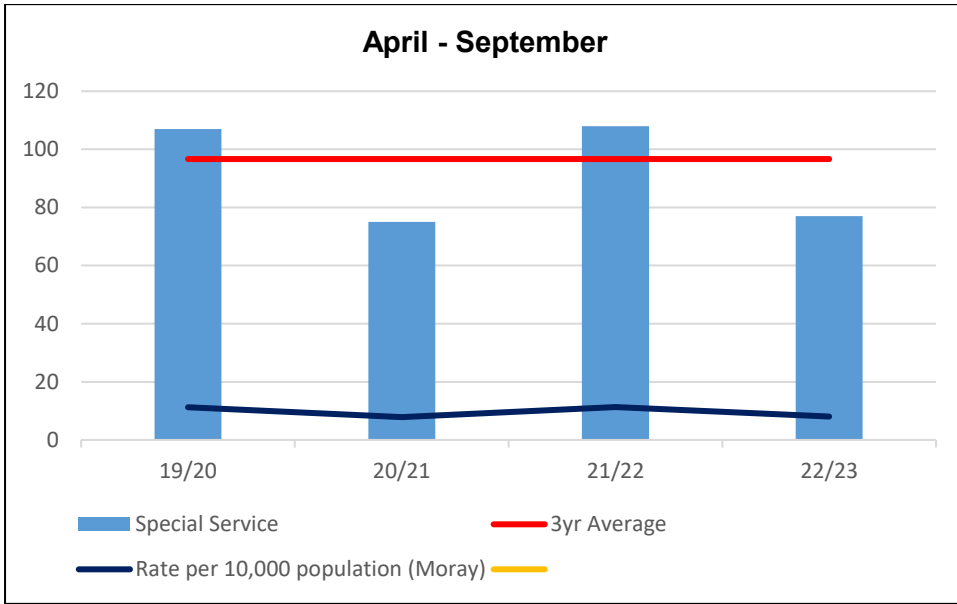


Table 3: Year to Date (April to September) Performance

	19/20	20/21	21/22	22/23	YTD
All Non – Fire Emergencies	107	75	108	77	GREEN

Road Traffic Collisions

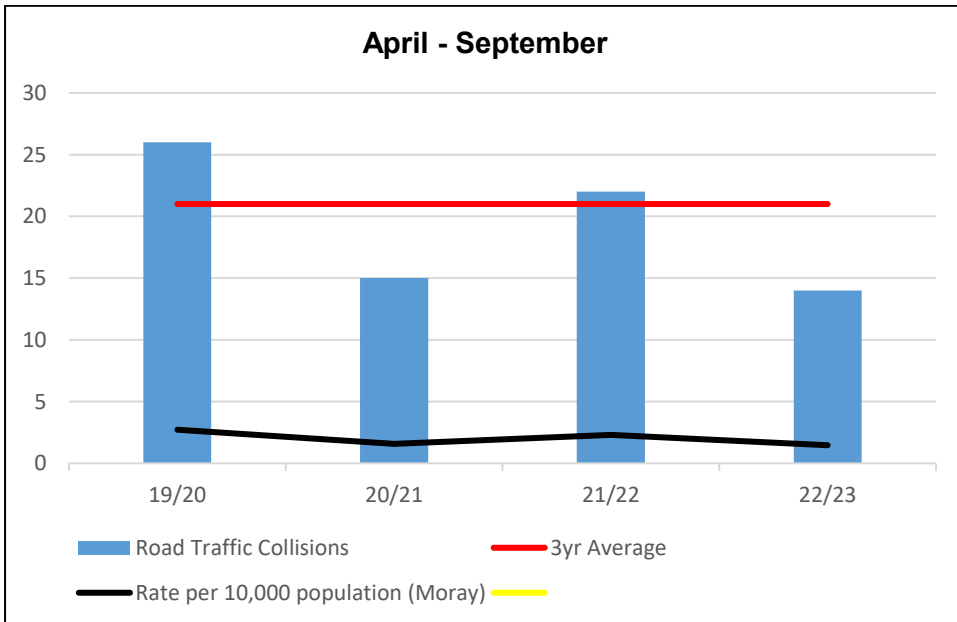


Table 4: Year to Date (April to September) Performance

	19/20	20/21	21/22	22/23	YTD
Road Traffic Collisions	26	15	22	14	GREEN
Fatal RTC Casualties	3	2	3	0	GREEN
Non-Fatal RTC Casualties	14	11	14	4	GREEN

All Non-Fire Emergency (Ward Area)

Committee	19/20	20/21	21/22	22/23
Buckie	10	10	4	6
Elgin North	8	9	19	13
Elgin South	26	11	14	19
Forres	11	1	17	10
Keith	11	9	15	9
Laich	9	10	17	10
Milnes	14	9	7	7
Speyside	18	5	15	3
Total	107	75	108	77

Indicator Description

A core part of SFRS activity locally is responding to Non-Fire Emergencies such as road traffic collisions (RTCs), other rescue situations and flooding. Firefighters are trained to a high standard and have at their disposal the most modern equipment for extracting people in rescue situations and administering first aid to casualties. As well as our operational response we are actively involved in preventing accidents from occurring through our work with the Moray Community Safety Hub and Public Protection Partnership.

What we aim to Achieve

As well as helping to deliver Priority Three: *Non-Fire Emergencies*, our activities will also support the long term ambition of the Moray 10 Year Plan and supports achievement of the following local outcomes:

- Building a better future for our children and young people in Moray
- Empowering and connecting communities
- Growing, diverse and sustainable economy
- Changing our relationship with alcohol

Performance Management

Special Service Incidents have decreased when compared to the average over the last 3 years with 77 incidents attended. We are therefore showing green for achieving the annual target.

During the Covid-19 Pandemic there was an increased request for assistance from partner agencies which falls under the incident type of special service, these continue to decrease but SFRS are committed to supporting our partners. Out with RTC's the most common form of Non-Fire Emergencies was effecting entry of which there were 17, and calls to assist other agencies of which there were 16.

Incidents also included 14 road traffic collisions, as well as a small number of animal rescue flooding's.

We continue working with partners through the Community Planning Partnership to reduce the number of casualties on our roads. In addition, we are working with partners agencies to share knowledge and experience when dealing with Non- Fire Emergencies.

Prevention is a key role of the SFRS locally and this extends to our expansion in the role of reducing unintentional harm and identification of a wide range of risks. We continue to promote Road Safety through our Annual Station Plans and our involvement with Road Safety Groups at both a Strategic and Operational level.

PRIORITY 3 – DELIBERATE FIRE SETTING

Deliberate Primary Fires

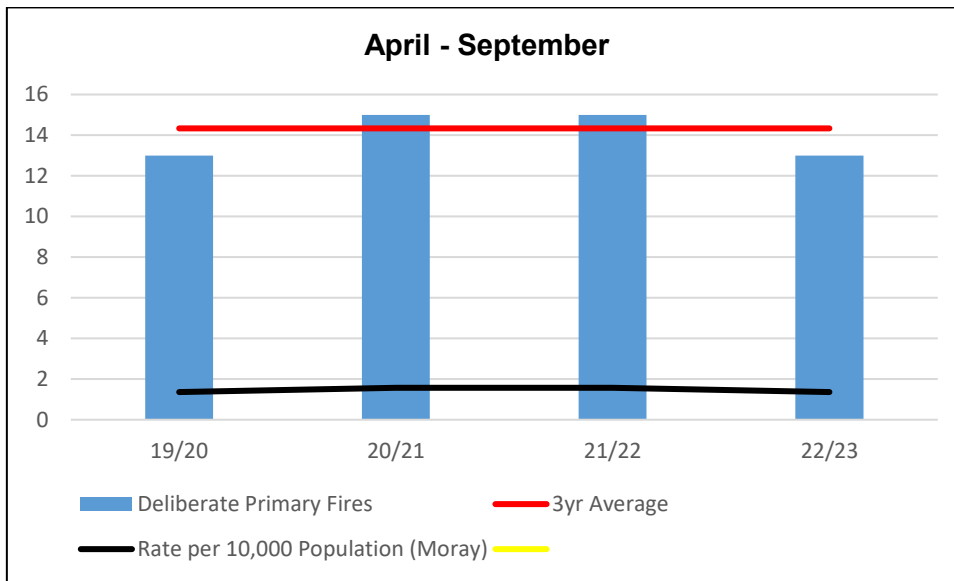


Table 5: Year to Date (April to September) Performance

	19/20	20/21	21/22	22/23	YTD
Deliberate Primary Fires	13	15	15	13	GREEN

Deliberate Secondary Fires

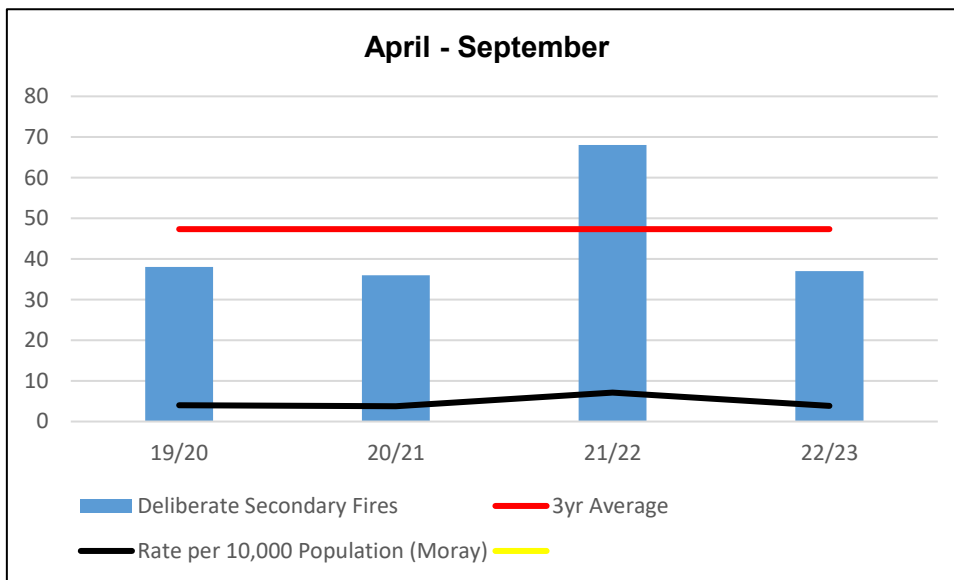


Table 6: Year to Date (April to September) Performance

	19/20	20/21	21/22	22/23	YTD
Deliberate Secondary Fires	38	26	68	37	RED

Deliberate Secondary Fires (Ward Area)

Committee	19/20	20/21	21/22	22/23
Buckie	4	3	4	5
Elgin North	7	2	2	4
Elgin South	4	5	9	9
Forres	6	7	9	2
Keith	1	8	3	3
Laich	11	3	32	9
Milnes	0	6	6	3
Speyside	5	2	3	2
Total	38	36	68	37

Indicator Description

In Moray, evidence reflects that deliberate fires are a problem in specific areas that can be linked to anti-social behaviour. Partnership working is key to reducing this type of incident and with the assistance of partners and communities we have reduced deliberate fires in areas where historically we have seen the highest level of activity.

Deliberate fires can be split into two different categories, these are Deliberate Primary and Deliberate Secondary Fires.

What we aim to achieve

As well as helping to deliver Priority Three: *Anti-Social Behaviour*, our activities will also support the long-term ambition of the Moray 10 Year Plan and supports achievement of the following local outcomes:

- Building a better future for our children and young people in Moray
- Empowering and connecting communities
- Growing, diverse and sustainable economy
- Changing our relationship with alcohol

Performance Management

Results for this indicator show that we are below the average number of deliberate fires in Moray compared against the average for Scotland. During this reporting period we have seen a reduction in deliberate primary fires, including a decrease in deliberate secondary fires.

During this period 17 of the 37 Deliberate Fires that occurred were Secondary fires these are fires involving grassland and refuse. The remaining 20 fires that occurred included 1 van, 1 garden sheds, 4 outdoor structure (Wheelie bins), and plantations.

Partnership working is key to reducing deliberate fires and we achieve this through the Moray Community Safety Hub. As part of our Thematic Action Plans we focus on deliberate fires and carry out interventions in identified problem areas. A recent example of this being two outdoor safety campaigns held as Roseisle Woods. We use both traditional and social media to highlight the hazards and consequences of deliberate fires and use our Fire setters intervention program to carryout engagement activity with youths that have been identified as being involved in Deliberate Fires.

PRIORITY 4 – NON-DOMESTIC FIRE SAFETY INCLUDING ACCIDENTAL OTHER PRIMARY AND SECONDARY FIRES

Non-Domestic Building Fires

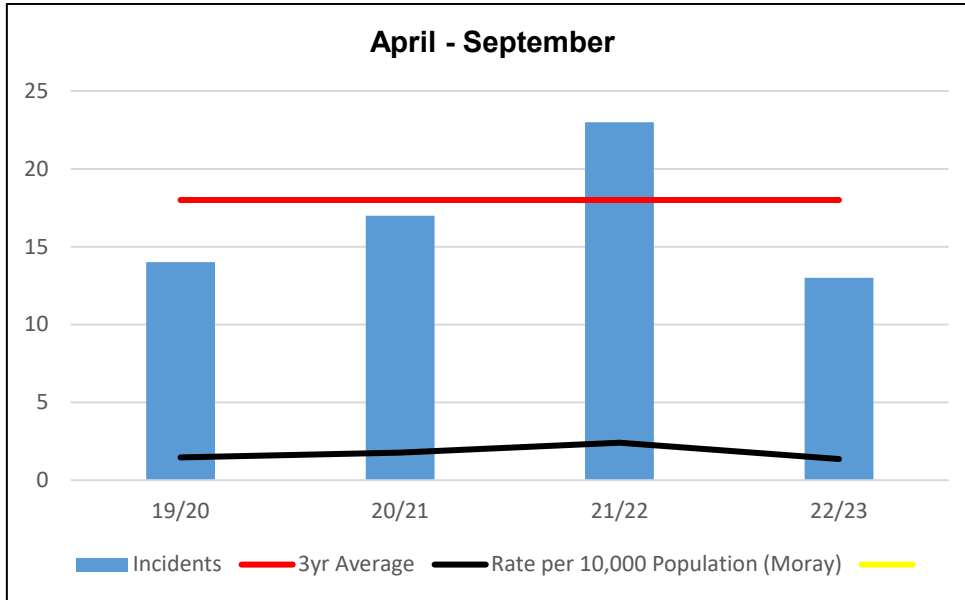


Table 7a: Year to Date (April to September) Performance

	19/20	20/21	21/22	22/23	YTD
Non-Domestic Building Fires	14	17	23	13	GREEN

Committee	19/20	20/21	21/22	22/23
Buckie	1	2	3	1
Elgin North	0	1	4	2
Elgin South	4	0	0	3
Forres	4	4	4	1
Keith	2	2	3	2
Laich	2	5	4	1
Milnes	1	1	3	3
Speyside	0	2	2	0
Total	14	17	23	13

Table 7b: Year to Date (April to September) Performance

	19/20	20/21	21/22	22/23	YTD
Accidental 'Other' Primary Fires	11	19	11	14	GREEN

Committee	19/20	20/21	21/22	22/23
Buckie	0	2	0	0
Elgin North	0	0	0	4
Elgin South	0	2	2	0
Forres	5	9	2	2
Keith	0	1	0	0
Laich	1	2	1	1
Milnes	0	3	4	5
Speyside	5	0	2	2
Total	11	19	11	14

Table 7c: Year to Date (April to September) Performance

	19/20	20/21	21/22	22/23	YTD
Accidental 'Other' Secondary Fires	34	43	40	23	GREEN

Committee	19/20	20/21	21/22	22/23
Buckie	4	6	4	3
Elgin North	2	1	1	1
Elgin South	2	0	2	3
Forres	8	10	5	4
Keith	2	3	4	3
Laich	6	16	9	3
Milnes	1	3	6	2
Speyside	9	4	9	4
Total	34	43	40	23

Indicator Description

This priority concentrates on the reduction of fires occurring within buildings that are non-domestic premises. It also provides focus on the reduction of accidental 'other' primary and secondary fires which include agricultural land, forestry and moorland fires which pose a unique risk to the Moray area.

Partnership working is key to reducing these types of incident and we work with building occupiers and owners through our Legislative Fire Safety Enforcement Officers to reduce fires in non-domestic properties. Every fire that occurs in a non-domestic building is followed up by a post-fire audit. These audits are carried out by our dedicated fire safety enforcement team.

Partnership working with land and forestry owners continue, where risk reduction initiatives are discussed and delivered.

What we aim to Achieve

As well as helping to deliver Priority Four: *Non-Domestic Fire Safety* our activities will also support the long-term ambition of the Moray 10 Year Plan and supports achievement of the following local outcomes:

- Building a better future for our children and young people in Moray
- Empowering and connecting communities
- Growing, diverse and sustainable economy
- Changing our relationship with alcohol

Performance Management

Results for this indicator show that we are below the three-year average for the Moray.

This reporting period has seen a continued significant reduction of Accidental 'Other' Secondary Fires within the Heldon & Laich Ward. Local engagement and education programmes have seen decreases of incident types - grassland, Woodland and crops between 20/21-22/23 of 16 to a total of 3.

Our dedicated Fire Safety Enforcement Officers continue to audit relevant premises that fall within the scope of the Fire (Scotland) Act 2005 to ensure compliance with their statutory responsibilities. These officers engage with duty holders of relevant premises and provide advice and guidance on how to prevent both accidental and deliberate fires in non-domestic buildings.

Results for accidental 'other' primary and secondary fires are below the three-year average for the Moray area. Our Operational staff will continue to work with landowners to reduce this type of risk through risk reduction initiatives, training, and familiarisation visits.

PRIORITY 5 – REDUCING UNWANTED FIRE ALARM SIGNALS

Unwanted Fire Alarm Signals

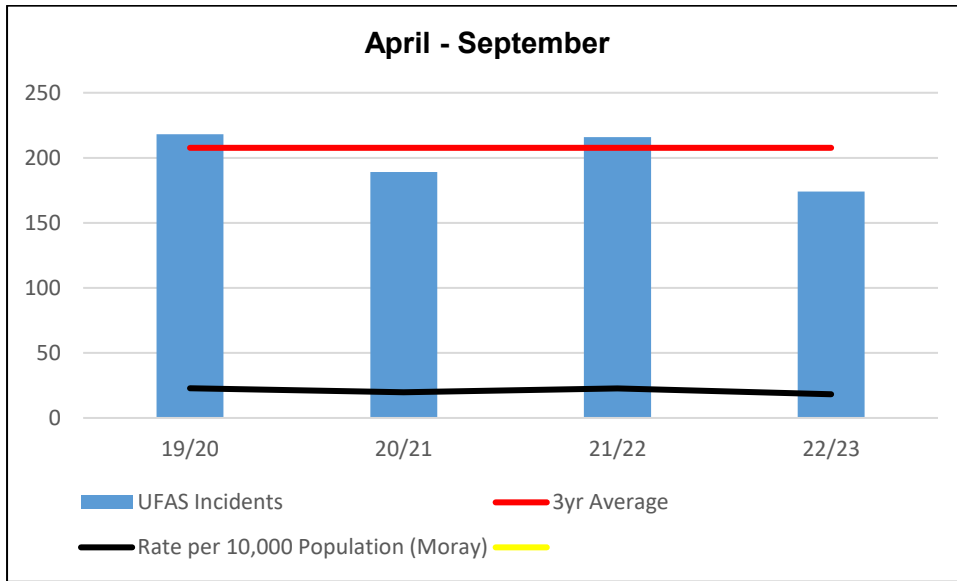


Table 8: Year to Date (April to September) Performance

	19/20	20/21	21/22	22/23	YTD
UFAS Incidents	218	189	216	174	GREEN

Committee	19/20	20/21	21/22	22/23
Buckie	13	17	19	10
Elgin North	24	21	32	22
Elgin South	40	25	32	22
Forres	25	21	18	27
Keith	20	19	23	21
Laich	12	14	7	16
Milnes	8	9	5	12
Speyside	76	63	80	44
Total	218	189	216	174

Indicator Description

Automatic Fire alarms (AFA) are fundamental to providing early warning from fire, giving people the chance to evacuate safely. However, to be effective, they must be properly installed and maintained, and a good fire safety management regime must be in place by the duty holder, so they do not activate when there is no fire.

Every Unwanted Fire Alarm Signal (UFAS) from an AFA has an impact in terms of unnecessary blue light journeys, redirecting SFRS resources away from other activities such as community safety work and causing considerable disruption to businesses.

Our aim is to improve fire safety management and awareness, by reducing the number of attendances to unwanted fire alarm signals (UFAS) from automatic systems in non-domestic buildings during 2022/23.

What we aim to Achieve

As well as helping to deliver Priority Five: *Reducing Unwanted Fire Alarm Signals*, our activities will also support the long-term ambition of the Moray 10 Year Plan and supports achievement of the following local outcomes:

- Building a better future for our children and young people in Moray
- Empowering and connecting communities
- Growing, diverse and sustainable economy
- Changing our relationship with alcohol

Performance Management

Year to date, the total number of UFAS stands at 174, which is below the 3-year average for Moray, and below the average for Scotland.

The table below lists the top three property types that had persistent call-outs due to UFAS during April to September.

Property Types	No. of UFAS
Distilleries	44
Education	23
Warehouses	13

All operational crews have received training and provide advice to occupiers each and every time that they attend a UFAS incident and use the opportunity to educate the duty holder about the impact UFAS has on their businesses and the service.

Fire safety enforcement officers are also monitoring premises which are approaching the prescribed intervention stages

PRIORITY 6 – EMERGENCY RESPONSE & COMMUNITY RESILIENCE

Description

The SFRS has a statutory duty to reduce the risks to our communities and to prepare for and respond to major emergencies. It is essential our firefighters possess the skills, knowledge and expertise to respond to incidents which, by their nature, can be varied in both their type and complexity. In Moray, this means:

- Knowing what the risks are in Moray and then making plans, so we are resilient to respond to any event.
- Exercising these plans
- Being prepared to respond to national threats or major emergencies.
- Developing flexibility to deploy crews, to take on a broadening role within the community.
- Firefighters being equipped to deal with emergencies safely and effectively and our stations being in a constant state of readiness.

What we aim to Achieve

As well as helping to deliver Priority Six: *Emergency Response and Community Resilience*, our activities will also support the long-term ambition of the Moray 10 Year Plan and supports achievement of the following local outcomes:

- Building a better future for our children and young people in Moray
- Empowering and connecting communities
- Growing, diverse and sustainable economy
- Changing our relationship with alcohol

Activity

During this year we have delivered our quarterly training commitment to operational firefighters with a focus on the core skills of pumps, water awareness, driving, ladders, HAZMAT, knots & lines and extrication, as well as ensuring training/testing preparedness to deal with the following standard/advanced modules:

- Domestic fires
- Commercial fires
- Farm fires
- Fire Behaviour
- Health Safety & Risk Management
- Silos
- Marine Incidents

Firefighters continued to visit sites within their station area so that they are aware of the associated risks and hazards, and if required can take effective actions in dealing with incidents at these sites. During this year, firefighters visited a range of sites to gather operational intelligence for both buildings and water risk, and reviewed our response plans.

Senior Managers attended a number of planning meetings to identify the SFRS resources that were required to support a number of events in Moray during this year.