



YEAR TO DATE MONITORING REPORT

*Covering the performance in support of the
Local Fire and Rescue Plan for Moray 2017*



SCOTTISH
FIRE AND RESCUE SERVICE
Working together for a safer Scotland

April to October 2019/20

**Working together
for a safer Scotland**



ABOUT THE STATISTICS IN THIS REPORT

The activity totals and other statistics quoted in this report are provisional in nature and subject to change as a result of ongoing quality assurance and review.

Because all statistics quoted are provisional there may be differences in the period totals quoted in our reports after original publication which result from revisions or additions to the data on our systems.

From 2015-16 onwards responsibility for the publication of end-year statistical data transferred from the Scottish Government to the SFRS. This change of responsibility does not change the status of the figures quoted in this and other SFRS reports reported to the Committee.

| TABLE OF CONTENTS | PAGE |
|---|-------------|
| | |
| Introduction | 5 |
| Year to Date Performance Summary | 6 |
| Year to Date Performance Highlights | 7 |
| | |
| Priority 1 – Unintentional Harm & Home Safety | 8 |
| Number of Accidental Dwelling Fires (ADF) | 8-10 |
| Number of ADF Fatal Casualties | 8-10 |
| Number of ADF Non-Fatal Casualties | 8-10 |
| | |
| Priority 2 – Non-Fire Emergencies | 11-12 |
| Number of Special Service Incidents | 11-12 |
| | |
| Priority 3 – Anti-Social Behaviour | 13-14 |
| Number of Deliberate Fires | 13-14 |
| | |
| Priority 4 – Non-Domestic Fire Safety | 15-16 |
| Number of Non-Domestic Building Fires | 15-16 |
| | |
| Priority 5 – Reducing UFAS Incidents | 17-19 |
| Number of UFAS Incidents | 17-19 |
| | |
| Priority 6 – Emergency Response & Community Resilience | 20 |
| | |

This page is intentionally blank

INTRODUCTION

Welcome to the Scottish Fire and Rescue Service Moray Area performance report for the reporting period 1st April to 31st October 2019. The report is aligned to and reports on progress against the priorities set out in the Local Fire and Rescue Plan for Moray 2017 – 2020.

The information presented in this report provides a comparison against key performance indicators, the selected performance indicators are selected to best inform and support the priorities within the Local Fire and Rescue Plan for Moray 2017-2020. Each indicator displays the activity reflecting performance for year to date vs. a specific target OR previous 3 years rolling average. The performance indicators within the report support the local priorities:

- Priority 1 – Unintentional Harm & Home Safety
- Priority 2 – Non-Fire Emergencies
- Priority 3 – Anti-Social Behaviour
- Priority 4 – Non-Domestic Fire Safety
- Priority 5 – Unwanted Fire Alarm Signals
- Priority 6 – Emergency Response & Community Resilience

As well as supporting the six priorities in the Local Fire and Rescue Plan for Moray, this monitoring report shows how SFRS activities and performance contribute to the wider priorities of the Moray Community Partnership 10 Year local Outcomes Improvement Plan.




The figures in this report are provisional, to provide the Committee with the SFRS's direction of travel in the Moray area, in terms of performance against headline indicators and targets. Most figures will not change; however, members should note that there may be some small variations for some indicators when the final confirmed figures are published by the SFRS.













PERFORMANCE SUMMARY

The table below provides a summary of the year to date performance against headline indicators and annual targets. It aims to provide – at a glance – our direction of travel during the current reporting year.

Performance against Moray Local Fire and Rescue Plan

Year-to-Date Legend

| | |
|---|---|
|  | Below 3 Year Average |
|  | Less than 10% above 3 Year Average |
|  | More than 10% above 3 Year Average |

| Key Performance Indicator | April to October | | | | RAG STATUS |
|---|------------------|----------|----------|----------|---|
| | 2016/17 | 2017/18 | 2018/19 | 2019/20 | |
|  All Accidental Dwelling Fires | 28 | 21 | 35 | 33 |  |
|  All Accidental Dwelling Fire Casualties & (Fatalities) | 7 (0) | 5 (0) | 5 (0) | 5 (0) |  |
|  Special Service All | 102 | 92 | 93 | 105 |  |
|  All Deliberate Fires | 47 | 46 | 104 | 53 |  |
|  Non Domestic Fires | 21 | 22 | 23 | 15 |  |
|  UFAs | 222 | 217 | 232 | 226 |  |

PERFORMANCE HIGHLIGHTS

Of the 6 Priority areas, the following performance should be noted for the year to date 2019/20:

Accidental Dwelling Fires and Accidental Dwelling Fire Casualties

The statistics against the key performance indicators show that we have a small increase compared to the three year rolling average for Accidental Dwelling Fires, however, Accidental Dwelling Fire Casualties numbers are below the three year average with fatalities at zero.

Special Service All

Special Service Calls are showing as less than 10% above the three year average, the categories of Special Service with the highest number of calls was RTC's and Effecting Entry with crews attending 26 and 22 respectively during this reporting period.

Compared to the 3 year average RTC's have remained static.

Deliberate Fires

Deliberate Fires are below the three year average with deliberate secondary fires (grassland/scrub) contributing to the bulk of the calls.

Non Domestic Fires

Non- Domestic Fires are below the three year average with the 15 incidents covering a variety of premise types.

We continue to work with owners and occupiers through our Fire Safety Enforcement Programme and Post Fire Audits to reduce the number of Non-Domestic Fires.

False Alarm – UFAS

UFAS incidents are less than 10% above the three year average with distillery's and associated warehousing contributing to the bulk of the calls.

PRIORITY 1 – UNINTENTIONAL HARM & HOME SAFETY

Accidental Dwelling Fires (ADF)

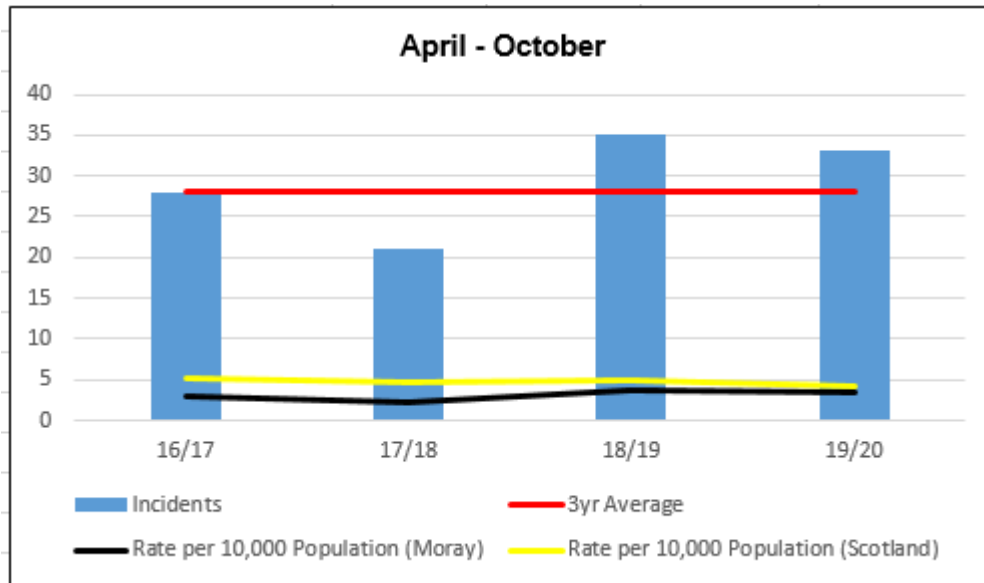


Table 1: Year to Date (April to October) Performance

| | 16/17 | 17/18 | 18/19 | 19/20 | YTD |
|--------------|-------|-------|-------|-----------|------------|
| ADF's | 28 | 21 | 35 | 33 | RED |

ADF Fatal Casualties & - ADF Non-Fatal Casualties

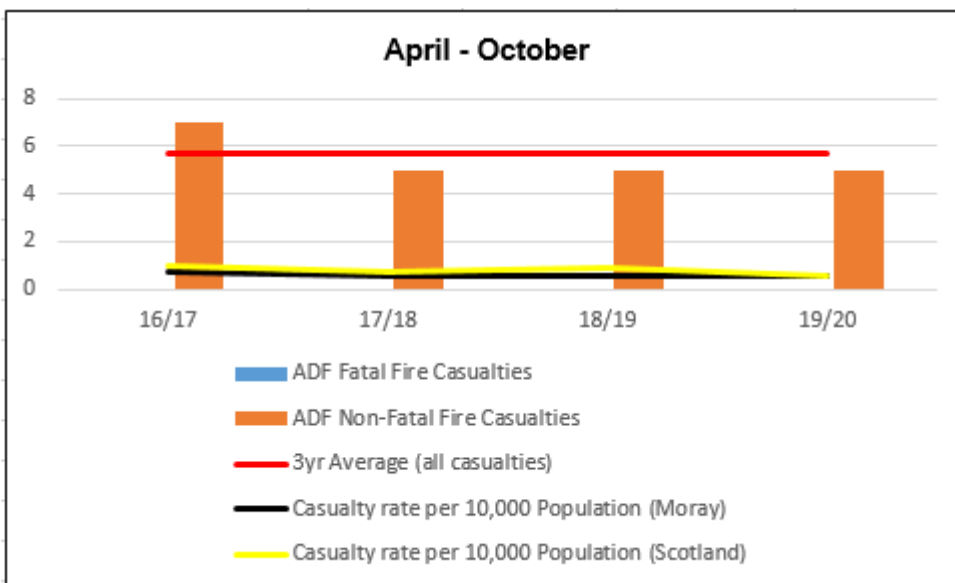


Table 2: Year to Date (April to October) Performance

| | 16/17 | 17/18 | 18/19 | 19/20 | YTD |
|---------------------------------|-------|-------|-------|----------|--------------|
| ADF Fatal Casualties | 0 | 0 | 0 | 0 | Green |
| ADF Non-Fatal Casualties | 7 | 5 | 5 | 5 | Green |

Accidental Dwelling Fires

| Committee | 16-17 | | 17-18 | 18-19 | 19-20 |
|--------------|-----------|--|-----------|-----------|-----------|
| Buckie | 5 | | 2 | 2 | 5 |
| Elgin North | 0 | | 5 | 3 | 6 |
| Elgin South | 4 | | 4 | 2 | 4 |
| Forres | 6 | | 3 | 12 | 7 |
| Keith | 1 | | 3 | 8 | 4 |
| Laich | 4 | | 4 | 4 | 3 |
| Milnes | 2 | | 0 | 2 | 3 |
| Speyside | 6 | | 0 | 2 | 1 |
| Total | 28 | | 21 | 35 | 33 |

Indicator Description

The largest single type of primary fire in Moray is accidental fires in the home and their prevention is a key focus of the Service's community safety activity.

Our aim is to reduce the rate of ADF's by keeping these incidents below the three year average 2019/20.

The reduction of fire casualties is clearly linked to our priority "Unintentional Harm and Home Safety". The reduction of fire fatalities and casualties is at the core of our preventative and early intervention activities carried out by SFRS in the Moray area. Significant contributory factors associated with the number of fire casualties and fatalities include, lifestyle, independent living strategies, smoking, consumption of alcohol and prescribed and non-prescribed drugs, Individual capacity and vulnerability, and ageing demographics.

ADF Fatal Casualties

This indicator counts those people for whom fire has been clearly identified as the cause of death, even if they die some-time after the actual fire. Those who die at, or after, the fire but where fire is **not** identified as the cause of death are not included in these figures.

Our aim is to have **Zero ADF Fatal Casualties**, in Moray during 2019/20

ADF Non-Fatal Casualties

This Indicator counts all types of non-fatal fire injury in the home, including precautionary checks.

Our aim is to reduce the risk of injury from fire in the home by keeping fire injuries below the three year average 2019/20.

What we aim to Achieve

As well as helping to deliver Priority One: *Unintentional Harm & Home Safety*, our activities will also support the long term ambition of the Moray 10 Year Plan and supports achievement of the following local outcomes:

- Building a better future for our children and young people in Moray
- Empowering and connecting communities

- Growing, diverse and sustainable economy

Performance Management

There have been 33 ADF's reported year to date, which is slightly above the average number for the three year average. We are therefore showing red for achieving the annual target.

Accidental dwelling fires can have a significant negative impact upon both individuals, the wider community and are financially costly to house holders and housing providers in terms of repair and the reinstatement of homes. Key contributory risk factors include, lifestyle, independent living strategies, smoking, consumption of alcohol and prescribed and non-prescribed drugs. Individual capability and vulnerability, and aging demographics.

There have been zero ADF Fatal Casualties during year to date. We are therefore showing green for achieving the annual target.

There have been 5 ADF Non-Fatal Casualties year to date, which is below the average number for the three year average so we are showing green for achieving the annual target.

Home Fire Safety Visits remain a key focus in our community safety activity to reduce accidental dwelling fires and casualties resulting from these. We continue to explore and develop partnerships throughout the area to identify those most vulnerable and/or at risk from fire and/or harm in the home. Through our contribution to Moray Community Safety Hub and the Community Planning Partnership collectively we have raised awareness of our referral process and promote a better understanding of fire risk in the home. The figures presented below show the number of Home Fire Safety Visits (HFSV) delivered year-to-date compared to the same period 2018:

| | 2018 / 19 | 2019 / 20 |
|----------------|-----------|------------|
| High | 269 | 329 |
| Medium | 199 | 259 |
| Low | 195 | 331 |
| Total (Target) | 663 | 919 (1442) |

PRIORITY 2 – NON-FIRE EMERGENCIES

All Special Service Calls

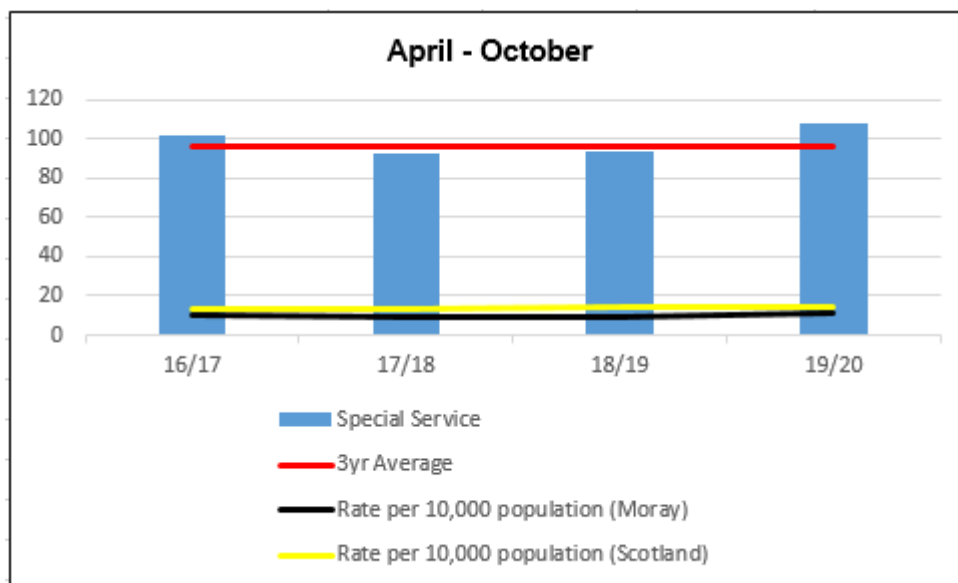


Table 3: Year to Date (April to October) Performance

| | 16/17 | 17/18 | 18/19 | 19/20 | YTD |
|----------------------------------|-------|-------|-------|------------|--------------|
| All Special Service Calls | 102 | 92 | 93 | 105 | Amber |

| Committee | 16-17 | 17-18 | 18-19 | 19-20 |
|------------------|--------------|--------------|--------------|--------------|
| Buckie | 9 | 10 | 7 | 11 |
| Elgin North | 15 | 15 | 13 | 9 |
| Elgin South | 17 | 15 | 11 | 24 |
| Forres | 13 | 16 | 17 | 11 |
| Keith | 8 | 10 | 7 | 12 |
| Laich | 15 | 13 | 15 | 10 |
| Milnes | 12 | 2 | 15 | 16 |
| Speyside | 13 | 11 | 8 | 15 |
| Total | 102 | 92 | 93 | 108 |

Indicator Description

A core part of SFRS activity locally is responding to Non-Fire Emergencies such as road traffic collisions (RTCs), other rescue situations and flooding. Firefighters are trained to a high standard and have at their disposal the most modern equipment for extracting people in rescue situations and administering first aid to casualties. As well as our operational response we are actively involved in preventing accidents from occurring through our work with the Moray Community Safety Hub and Public Protection Partnership.

Special Service Incidents have remained static when compared to the average over the last 3 years, with 105 incidents attended.

The most common form of Non-Fire Emergencies are Road Traffic Collisions with 27 occurring year to date, 23 incidents were recorded as affecting entry to assist other agencies.

Incidents also included 7 rescues of trapped persons, 15 responses to flooding and 5 rescues from water.

What we aim to Achieve

As well as helping to deliver Priority Three: *Non-Fire Emergencies*, our activities will also support the long term ambition of the Moray 10 Year Plan and supports achievement of the following local outcomes:

- Building a better future for our children and young people in Moray
- Empowering and connecting communities
- Growing, diverse and sustainable economy

Performance Management

We continue working with partners through the Community Planning Partnership to reduce number of casualties on our roads as this is the area where most of our special service activity is. In addition, we are working with partners agencies to share knowledge and experience when dealing with Non- Fire Emergencies.

Prevention is a key role of the SFRS locally and this extends to our expansion in the role of reducing unintentional harm and identification of a wide range of risks. We continue to promote Road Safety through our Multi-Member Ward Plans and our involvement with Road Safety Groups at both a Strategic and Operational level and the hard-hitting Safe Drive Stay Alive roadshow will commence in November.

The SFRS locally is widely engaged in training members of the public in CPR. We continue to promote water safety awareness through both traditional and social media.

PRIORITY 3 – ANTI-SOCIAL BEHAVIOUR

All Deliberate Fires

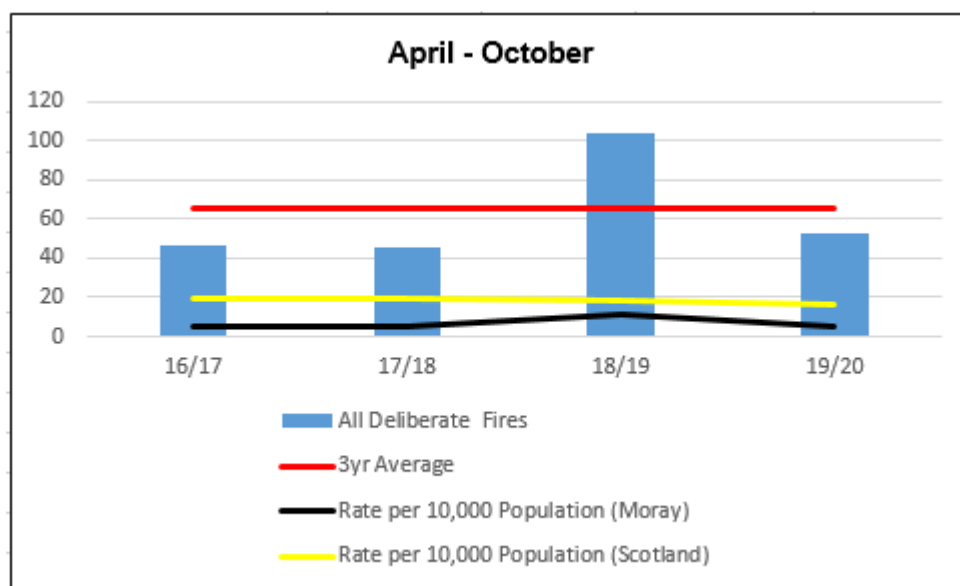


Table 4: Year to Date (April to October) Performance

| | 16/17 | 17/18 | 18/19 | 19/20 | YTD |
|-------------------------|-------|-------|-------|-------|--------------|
| Deliberate Fires | 47 | 46 | 104 | 53 | GREEN |

| Committee | 16-17 | 17-18 | 18-19 | 19-20 |
|------------------|--------------|--------------|--------------|--------------|
| Buckie | 8 | 6 | 4 | 6 |
| Elgin North | 7 | 5 | 15 | 7 |
| Elgin South | 6 | 6 | 8 | 9 |
| Forres | 5 | 3 | 6 | 9 |
| Keith | 6 | 8 | 9 | 2 |
| Laich | 5 | 9 | 46 | 14 |
| Milnes | 8 | 8 | 10 | 0 |
| Speyside | 2 | 1 | 6 | 6 |
| Total | 47 | 46 | 104 | 53 |

Indicator Description

In Moray, evidence reflects that deliberate fires are a problem in specific areas that can be linked to anti-social behaviour. Partnership working is key to reducing this type of incident and with the assistance of partners and communities we have reduced deliberate fires in areas where historically we have seen the highest level of activity.

Results for this indicator show that we are below the average number of deliberate fires in the area when compared against both Scotland and the three year average for the Moray area.

Deliberate fires can be split into two different categories these are Deliberate Primary and Deliberate Secondary Fires. During this period 40 of the 53 Deliberate Fires that occurred were Secondary fires these are fires involving grassland and refuse. The remaining 13 fires that occurred were Primary fires and these included 1 Road Traffic Vehicle, 3 Dwelling houses and 4 plantations.

What we aim to achieve

As well as helping to deliver Priority Three: *Anti-Social Behaviour*, our activities will also support the long term ambition of the Moray 10 Year Plan and supports achievement of the following local outcomes:

- Building a better future for our children and young people in Moray
- Empowering and connecting communities
- Growing, diverse and sustainable economy

Performance Management

Partnership working is key to reducing deliberate fires and we achieve this through the Moray Community Safety Hub. As part of our Thematic Action Plans we focus on deliberate fires and carry out interventions in identified problem areas. We use both traditional and social media to highlight the hazards and consequences of deliberate fires and use our Firesetters intervention program to carryout engagement activity with youths that have been identified as being involved in Deliberate Fires.

PRIORITY 4 – NON-DOMESTIC FIRE SAFETY

Non-Domestic Building Fires

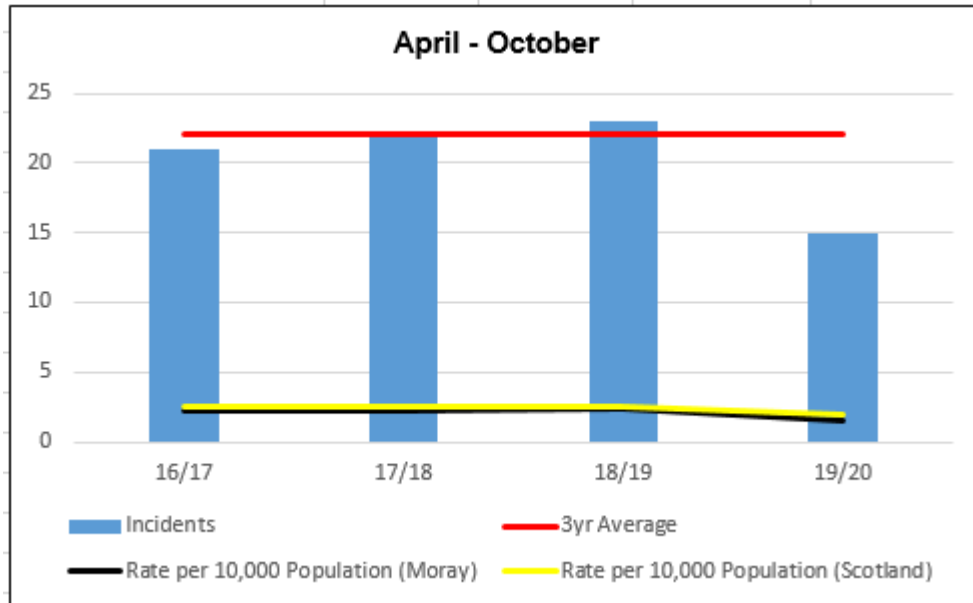


Table 5: Year to Date (April to October) Performance

| | 16/17 | 17/18 | 18/19 | 19/20 | YTD |
|------------------------------------|-------|-------|-------|-----------|--------------|
| Non-Domestic Building Fires | 21 | 22 | 23 | 15 | Green |

| Committee | 16-17 | 17-18 | 18-19 | 19-20 |
|------------------|--------------|--------------|--------------|--------------|
| Buckie | 3 | 0 | 2 | 1 |
| Elgin North | 3 | 1 | 4 | 0 |
| Elgin South | 2 | 5 | 5 | 5 |
| Forres | 4 | 4 | 0 | 4 |
| Keith | 2 | 3 | 2 | 2 |
| Laich | 0 | 4 | 5 | 2 |
| Milnes | 5 | 1 | 5 | 1 |
| Speyside | 2 | 4 | 0 | 0 |
| Total | 21 | 22 | 23 | 15 |

Indicator Description

This priority concentrates on the reduction of fires occurring within buildings that are non-domestic premises.

Again partnership working is key to reducing this type of incident and we work with building occupiers and owners through our Legislative Fire Safety Enforcement Officers to reduce fires in non-domestic properties. Every fire that occurs in a non-domestic building is followed up by a post-fire audit. These audits are carried out by our dedicated fire safety enforcement team.

In relation to this priority we have seen an decrease from 23 to 15 incidents when compared to The same reporting period for the previous year. Looking over the longer term, when compared to the 3 year rolling average we have seen a decrease in this type of incident.

Of the 15 incidents that occurred 3 were garden sheds, 2 outbuildings, 2 within medical care Premises with the remaining 8 covering a variety of non-domestic premises. The majority of these incidents required limited firefighting intervention by the SFRS utilising hose reel jets with only one incident requiring the use of a main jet.

What we aim to Achieve

As well as helping to deliver Priority Four: *Non-Domestic Fire Safety* our activities will also support the long term ambition of the Moray 10 Year Plan and supports achievement of the following local outcomes:

- Building a better future for our children and young people in Moray
- Empowering and connecting communities
- Growing, diverse and sustainable economy

Performance Management

Our dedicated Fire Safety Enforcement Officers continue to audit relevant premises that fall within the scope of the Fire (Scotland) Act 2005 to ensure compliance with their statutory responsibilities. These officers engage with duty holders of relevant premises and provide advice and guidance on how to prevent both accidental and deliberate fires in non-domestic buildings.

PRIORITY 5 – REDUCING UNWANTED FIRE ALARM SIGNALS

Unwanted Fire Alarm Signals

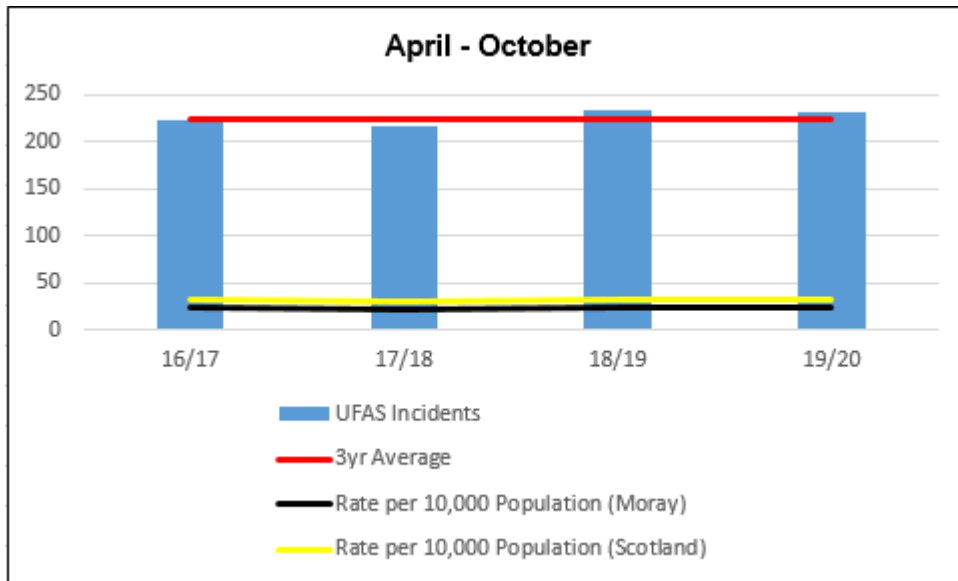


Table 6: Year to Date (April to October) Performance

| | 16/17 | 17/18 | 18/19 | 19/20 | YTD |
|-----------------------|-------|-------|-------|------------|--------------|
| UFAS Incidents | 222 | 217 | 232 | 230 | Amber |

| Committee | 16-17 | 17-18 | 18-19 | 19-20 |
|------------------|--------------|--------------|--------------|--------------|
| Buckie | 14 | 15 | 16 | 15 |
| Elgin North | 32 | 22 | 28 | 28 |
| Elgin South | 37 | 28 | 32 | 46 |
| Forres | 26 | 21 | 25 | 28 |
| Keith | 17 | 23 | 24 | 21 |
| Laich | 19 | 30 | 26 | 13 |
| Milnes | 14 | 14 | 15 | 12 |
| Speyside | 63 | 64 | 66 | 67 |
| Total | 222 | 217 | 232 | 230 |

Indicator Description

Automatic Fire alarms (AFA) are fundamental to providing early warning from fire, giving people the chance to evacuate safely. However, to be effective, they must be properly installed and maintained, and a good fire safety management regime must be in place by the duty holder, so they do not activate when there is no fire.

Every Unwanted Fire Alarm Signal (UFAS) from an AFA has an impact in terms of unnecessary blue light journeys, redirecting SFRS resources away from other activities such as community safety work and causing considerable disruption to businesses.

Our aim is to improve fire safety management and awareness, by reducing the number of attendances to unwanted fire alarm signals (UFAS) from automatic systems in non-domestic buildings during 2019/20.

Year to date, the total number of UFAS stands at 230, so we are showing amber for achieving the annual target.

The table below lists the top five property types that had persistent call-outs due to UFAS during April to October.

| Property Types | No. of UFAS |
|------------------------|-------------|
| Distilleries | 49 |
| Warehousing | 31 |
| Hospitals/Medical Care | 18 |
| Care Homes | 13 |
| Education | 12 |

What we aim to Achieve

As well as helping to deliver Priority Five: *Reducing Unwanted Fire Alarm Signals*, our activities will also support the long term ambition of the Moray 10 Year Plan and supports achievement of the following local outcomes:

- Building a better future for our children and young people in Moray
- Empowering and connecting communities
- Growing, diverse and sustainable economy

Performance Management

Our operational crews continued to investigate the cause of every UFAS event and engaged with the duty holder when in attendance at these call-outs. Every UFAS call-out was used as an UFAS incidents create a significant number of unnecessary blue light journeys, placing our firefighters and communities at risk, and tying up resources that may be needed at a real emergency elsewhere.

All operational crews have received training and provide advice to occupiers each and every time that they attend a UFAS incident and use the opportunity to educate the duty holder about the impact UFAS has on their businesses and the service.

Fire safety enforcement officers are monitoring premises which are approaching the prescribed intervention stages within our UFAS reduction policy with the aim of reducing UFAS calls before they reach these stages. In addition, an appliance reduction matrix has been developed which will reduce the number of appliances mobilised on “blue light journeys” to low risk non-sleeping risk premises.

PRIORITY 6 – EMERGENCY RESPONSE & COMMUNITY RESILIENCE

Description

Risk Management and operational preparedness is a key area of work for the SFRS. In Moray, this means:

- Knowing what the risks are in Moray and then making plans, so we are resilient to respond to any event.
- Exercising these plans
- Being prepared to respond to national threats or major emergencies.
- Developing flexibility to deploy crews, to take on a broadening role within the community.
- Firefighters being equipped to deal with emergencies safely and effectively and our stations being in a constant state of readiness.

What we aim to Achieve

As well as helping to deliver Priority Six: *Emergency Response and Community Resilience*, our activities will also support the long term ambition of the Moray 10 Year Plan and supports achievement of the following local outcomes:

- Building a better future for our children and young people in Moray
- Empowering and connecting communities
- Growing, diverse and sustainable economy

Activity

During this year we have delivered our quarterly training commitment to operational firefighter's with a focus on the core skills of pumps, water awareness, driving, ladders, HAZMAT, knots & lines and extrication, as well as ensuring training/testing preparedness to deal with the following standard/advanced modules:

- Equality & Diversity
- Farms
- Aircraft
- Health, Safety & Risk Management
- Marine
- Secure Accommodation
- Trauma & Medical Emergencies
- Water & Ice
- Sleeping Risks

Firefighters continued to visit sites within their station area so that they are aware of the associated risks and hazards, and if required can take effective actions in dealing with incidents at these sites. During this year, firefighters visited a range of sites to gather operational intelligence and review our response plans.

Senior Managers attended a number of planning meetings to identify the SFRS resources that were required to support a number of events in Moray during this year.