



Ministerial Strategic Group for Health and Community Care

The work of the Ministerial Strategic Group for Health and Community Care has now concluded, with its last meeting taking place in January 2020. Much progress has been made to implement the 25 proposals set out in the group's review of integration final report and an update on progress made against these proposals was provided to the Health and Sport Committee by the then Cabinet Secretary for Health and Sport in February 2021. However, there is still outstanding work to do to ensure the success of integration across Scotland. While some of this work will be taken forward by the establishment of the new National Care Service, the Scottish Government will continue to identify and progress improvements within the current system during the establishment of the National Care Service (NCS). We will take forward this work with Integration Authorities, their Chief Officers, Boards and stakeholders to realise the full potential of integration and ensure that the people of Scotland get the right support, in the right place, at the right time, no matter their care needs.

There are six MSG indicators:

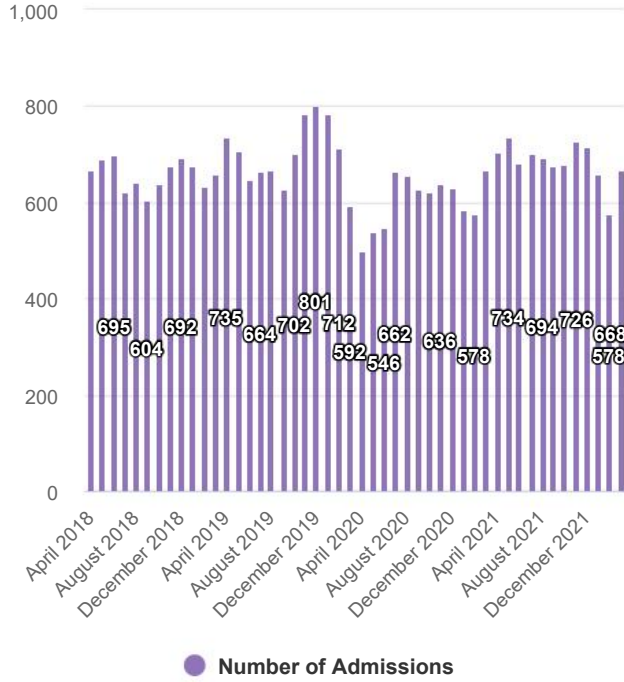
1. *Emergency admissions*
2. *Unscheduled hospital bed days*
3. *A&E performance*
4. *Delayed discharges*
5. *End of life care*
6. *The balance of care across institutional and community services.*

This data is currently produced by Public Health Scotland on a monthly basis and is circulated to partnership colleagues in the form of an excel spreadsheet.

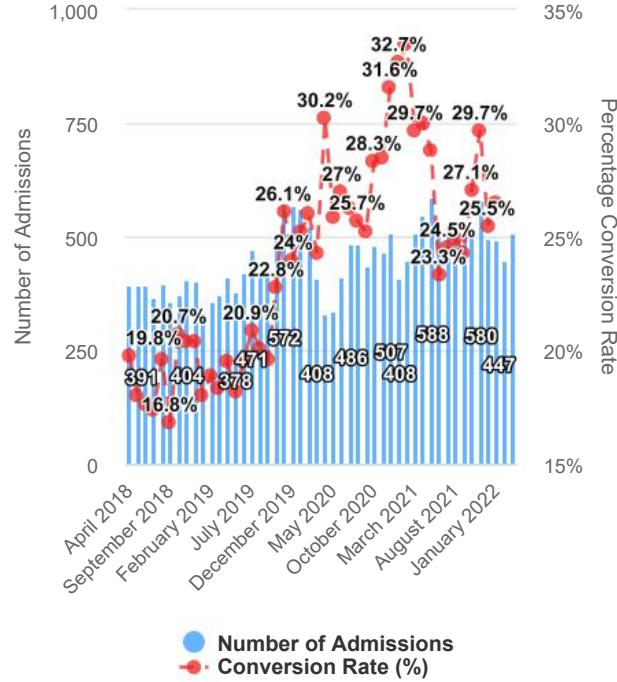
Contact: p hs.source@nhs.net

Charts for residents of all ages

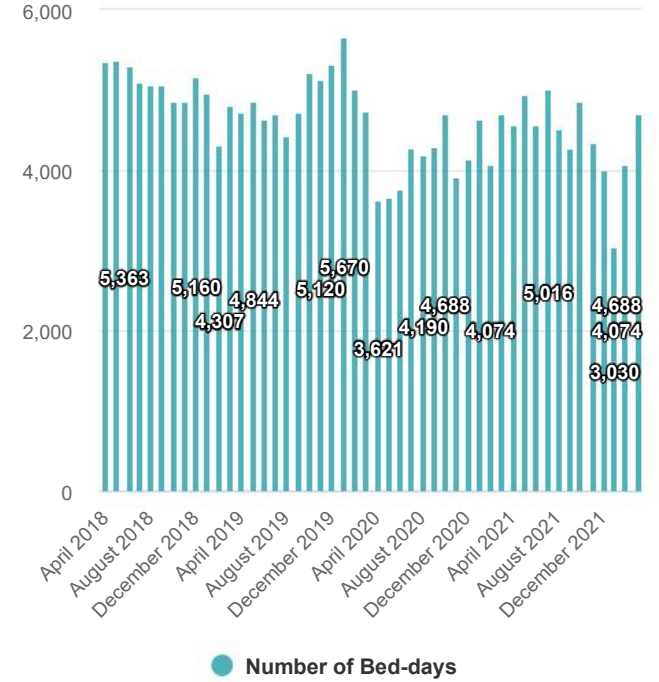
1a - # Emergency Admissions



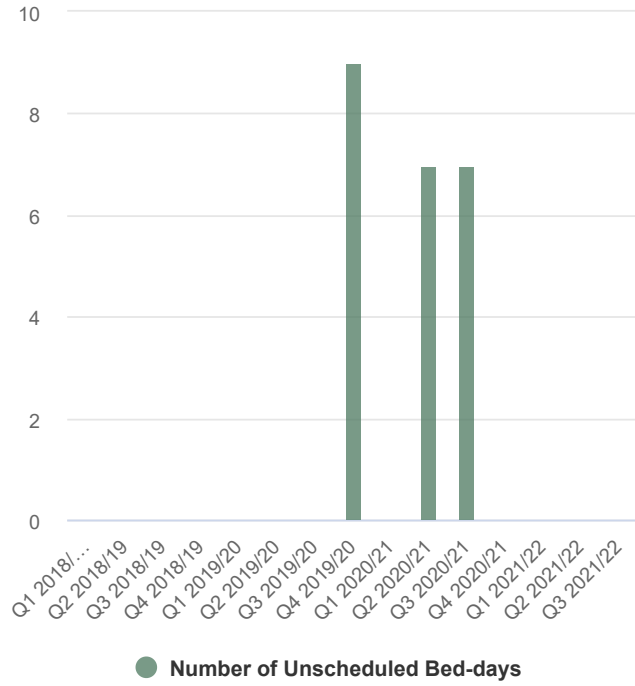
1b - # Admissions from A&E (ED) - All Ages



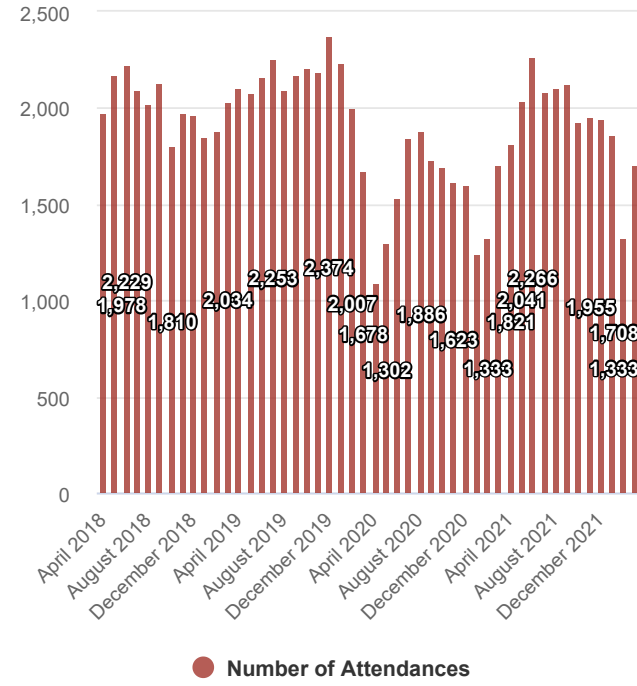
2b - # Unscheduled Bed-days; Acute Specialities



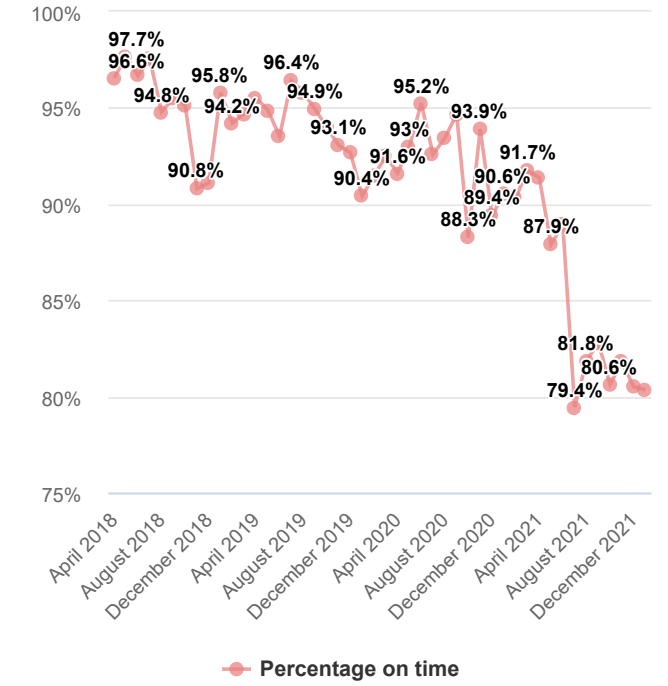
2b - # Unscheduled Bed-days; geriatric long stay



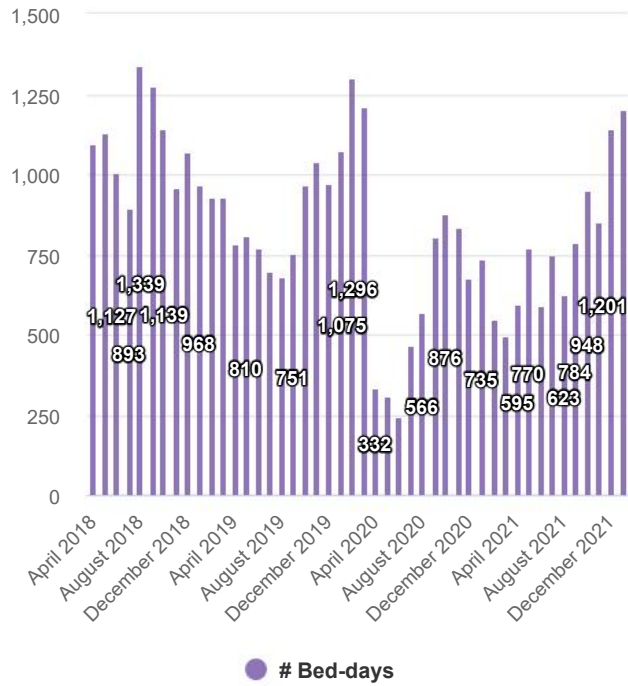
3a - # A&E (ED) Attendances



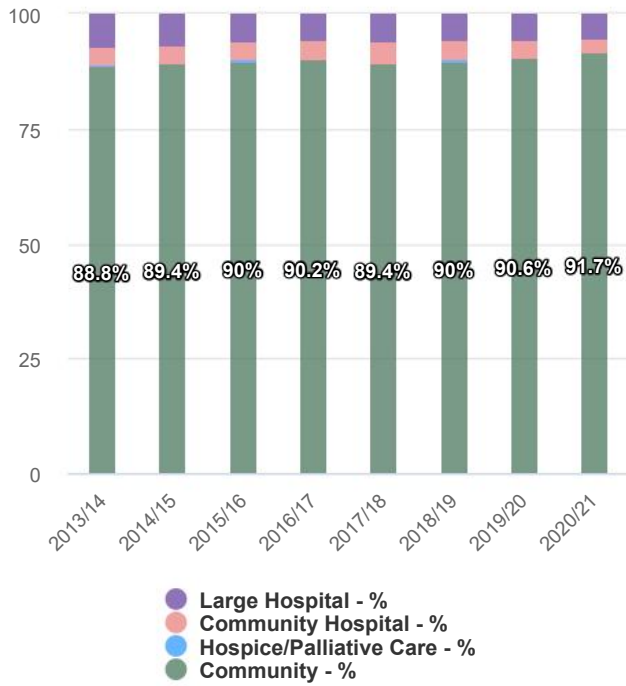
3b - % A&E (ED) seen within 4 hours



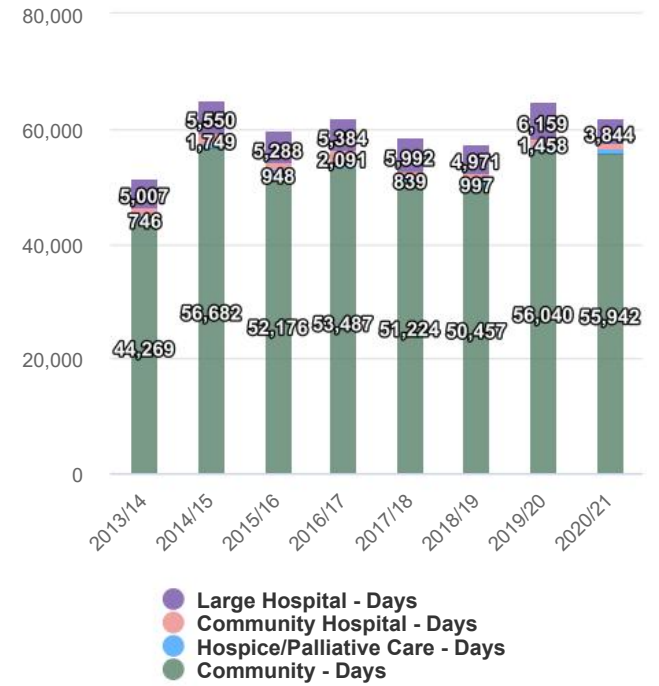
4 - Delayed Discharge Bed-days



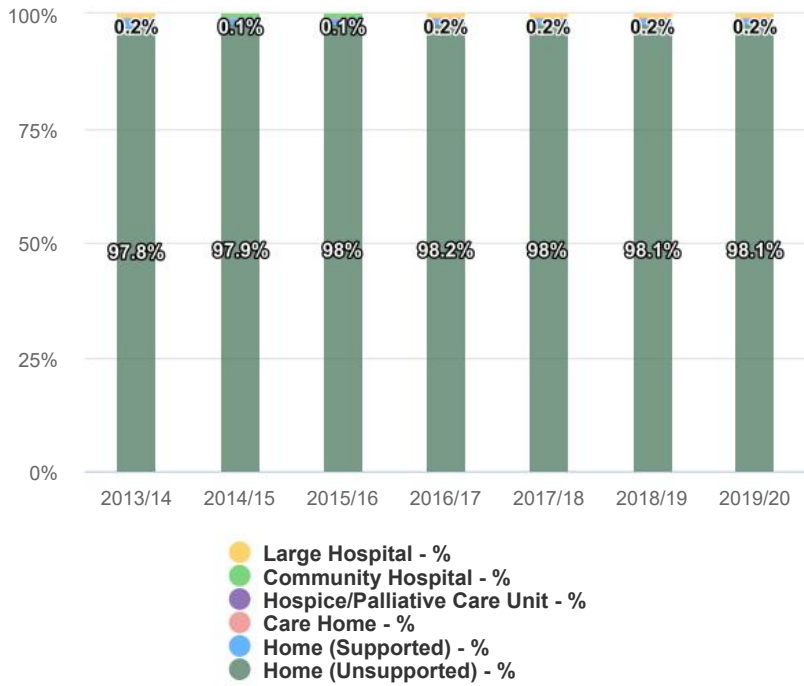
5a - % last 6 months of life by setting



5b - # days by setting (last 6 months of life)



6 - % Population in Community or Institutional Settings



MSG PIs (data for All Ages)

Code & Title	Gauge	Value	Target
HSCM - MSG1a Number of emergency admis...		668	
HSCM - MSG1b Admissions from A&E (ED)		508	
HSCM - MSG2a Number of unscheduled hosp...		4,688	
HSCM - MSG2b Number of unscheduled hosp...		0	
HSCM - MSG3a A&E Attendances		1,708	
HSCM - MSG3b A&E seen within 4 hours		80.3%	
HSCM - MSG4 Delayed discharge bed days		1,201	
HSCM - MSG5a Percentage of last six months...		99.91%	
HSCM - MSG5a01 Percentage of last six mont...		91.7%	
HSCM - MSG5a02 Percentage of last six mont...		0.01%	
HSCM - MSG5a03 Percentage of last six mont...		3.2%	
HSCM - MSG5a04 Percentage of last six mont...		5%	
HSCM - MSG5b Number of days by setting du...		61,685	
HSCM - MSG5b01 Number of days by setting ...		55,942	
HSCM - MSG5b02 Number of days by setting ...		774	
HSCM - MSG5b03 Number of days by setting ...		1,125	
HSCM - MSG5b04 Number of days by setting ...		3,844	
HSCM - MSG6 Balance of care: Percentage of...		100%	
HSCM - MSG6-01 Balance of care: Percentag...		98.1%	
HSCM - MSG6-02 Balance of care: Percentag...		1.1%	
HSCM - MSG6-03 Balance of care: Percentag...		0.5%	
HSCM - MSG6-04 Balance of care: Percentag...		0%	
HSCM - MSG6-05 Balance of care: Percentag...		0.1%	
HSCM - MSG6-06 Balance of care: Percentag...		0.2%	

Charts for residents aged 65 years old and over

PIs - for population aged 65+

Code & Title	Value	Last Update	History
HSCM - MSG1a-65+ Number of emergency admissions (65 year olds and older)			
HSCM - MSG1b-65+ Admissions from A&E (ED) for patients aged 65 years and older			
HSCM - MSG2a-65+ Number of unscheduled hospital bed days; acute specialties (65...			
HSCM - MSG2b-65+ Number of unscheduled hospital bed days; geriatric long stay (...)			
HSCM - MSG3a-65+ A&E attendances - 65 year olds and older			
HSCM - MSG6-65+ Balance of care: Percentage of population in community or institu...			
HSCM - MSG6a65+ Balance of care: Percentage of population at Home - Unsupporte...			
HSCM - MSG6b65+ Balance of care: Percentage of population at Home - Supported ...			
HSCM - MSG6c65+ Balance of care: Percentage of population in Care Homes Resid...			
HSCM - MSG6d65+ Balance of care: Percentage of population in Hospice/Palliative ...			
HSCM - MSG6e65+ Balance of care: Percentage of population in Community Hospita...			
HSCM - MSG6f65+ Balance of care: Percentage of population in Large Hospital Resi...			