

# APPENDIX 1


## Care Homes Oversight Group Weekly Unmet Needs Report - Week ending: 13 February 2022

### HSCM - Weekly Unmet Need Report – Week Ending 13 February 2022

PI Code	PI Description	Last 12 weeks												Trend Chart
		WC 24-Nov-2021	WC 03-Dec-2021	WC 08-Dec-2021	WC 13-Dec-2021	WC 22-Dec-2021	WC 29-Dec-2021	WC 03-Jan-2022	WC 11-Jan-2022	WC 19-Jan-2022	WC 26-Jan-2022	WC 02-Feb-2022	WC 09-Feb-2022	
		Value	Value	Value	Value	Value	Value	Value	Value	Value	Value	Value	Value	
<b>HSCM URN-01</b>	<b>Number of people waiting for a social care assessment</b>	169	147	155	136	N/A	146	154	149	156	154	154	155	
HSCM URN-01a	Number of people waiting for a social care assessment in hospital	14	6	7	6	N/A	7	12	0	0	0	0	0	
HSCM URN-01b	Number of people waiting for a social care assessment in the Community - Urgent	22	18	21	20	N/A	23	23	33	36	29	29	24	
HSCM URN-01c	Number of people waiting for a social care assessment in the Community - High	57	49	51	34	N/A	58	59	36	37	36	36	43	
HSCM URN-01d	Number of people waiting for a social care assessment in the Community - Medium or Low	76	76	76	76	N/A	78	80	80	82	87	87	88	
<b>HSCM URN-02</b>	<b>Number of people assessed and waiting for a package of care</b>	140	139	143	143	N/A	152	159	161	160	163	164	161	
HSCM URN-02a	Number of people assessed and waiting for a package of care in hospital	18	18	23	18	N/A	19	25	26	24	26	25	26	
HSCM URN-02b	Number of people assessed and waiting for a package of care in the Community	122	121	120	125	N/A	122	124	125	126	127	129	125	
<b>HSCM URN-03</b>	<b>Number of people in receipt of a care package and waiting for a statutory social care review</b>	315	307	277	279	N/A	293	300	292	290	293	299	297	
<b>HSCM URN-04</b>	<b>Number of hours of care yet to be provided for individuals in hospital</b>	346	367	419	410	N/A	308	266	363	320	355	314	377	
<b>HSCM URN-05</b>	<b>Number of hours of care yet to be provided for individuals in the community</b>	604	611	616	661	N/A	723	746	728	778	721	704	631	
<b>HSCM URN-06</b>	<b>Number of hours of care assessed as needed and not provided for those in receipt of a care package</b>	344	326	345	341	N/A	329	319	354	344	314	385	387	

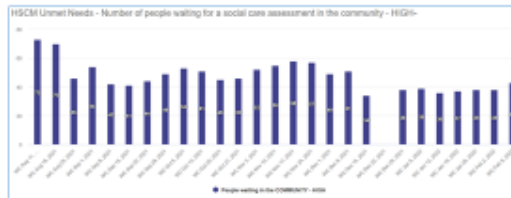

## Trends

### Number of people waiting for a social care assessment



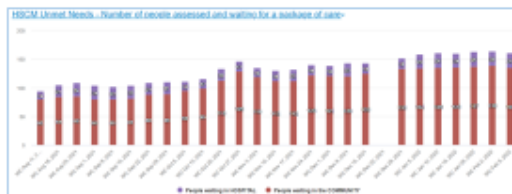
The trend in the overall number of people waiting rose at the end of December and has remained static at around 155 people  
 Note, that **URGENT** cases have reduced this week, and trend is decreasing, while **HIGH** cases have increased

### Waiting in the community: URGENT or HIGH




## Trends

### Number of people assessed and waiting for a package of care



Numbers both in hospital and in the community remain static, but at a higher level than previously

### Number of people in receipt of a care package and waiting for a statutory social care review



Numbers waiting for review has been between 290 and 300 since the Christmas period

## Trends

### Number of hours of care yet to be provided for individuals in hospital



Trend for unmet need for those in hospital appears to have levelled-off, with weekly fluctuations above but creeping back up toward 400 hours

### Number of hours of care yet to be provided for individuals in the community



Showing a clear and sustained downwards trend. Remains considerably higher than in August.

# Trends

## Number of hours of care assessed as needed and not provided for those in receipt of a care package

