

APPENDIX 1


Care Homes Oversight Group Weekly Unmet Needs Report - Week ending: 13 February 2022

HSCM - Weekly Unmet Need Report – Week Ending 13 February 2022

PI Code	PI Description	Last 12 weeks												Trend Chart
		WC 24-Nov-2021	WC 03-Dec-2021	WC 08-Dec-2021	WC 13-Dec-2021	WC 22-Dec-2021	WC 29-Dec-2021	WC 03-Jan-2022	WC 11-Jan-2022	WC 19-Jan-2022	WC 26-Jan-2022	WC 02-Feb-2022	WC 09-Feb-2022	
		Value	Value	Value	Value	Value	Value	Value	Value	Value	Value	Value	Value	
HSCM URN-01	Number of people waiting for a social care assessment	169	147	155	136	N/A	146	154	149	156	154	154	155	
HSCM URN-01a	Number of people waiting for a social care assessment in hospital	14	6	7	6	N/A	7	12	0	0	0	0	0	
HSCM URN-01b	Number of people waiting for a social care assessment in the Community - Urgent	22	18	21	20	N/A	23	23	33	36	29	29	24	
HSCM URN-01c	Number of people waiting for a social care assessment in the Community - High	57	49	51	34	N/A	38	39	36	37	36	36	43	
HSCM URN-01d	Number of people waiting for a social care assessment in the Community - Medium or Low	76	75	76	76	N/A	78	80	80	82	87	87	88	
HSCM URN-02	Number of people assessed and waiting for a package of care	140	139	143	143	N/A	152	159	161	160	163	164	161	
HSCM URN-02a	Number of people assessed and waiting for a package of care in hospital	18	18	23	18	N/A	19	25	26	24	26	25	26	
HSCM URN-02b	Number of people assessed and waiting for a package of care in the Community	122	121	120	125	N/A	122	124	125	126	127	129	125	
HSCM URN-03	Number of people in receipt of a care package and waiting for a statutory social care review	315	307	277	279	N/A	293	300	292	290	293	299	297	
HSCM URN-04	Number of hours of care yet to be provided for individuals in hospital	346	367	419	410	N/A	308	266	363	320	355	314	377	
HSCM URN-05	Number of hours of care yet to be provided for individuals in the community	604	611	616	661	N/A	723	746	728	778	721	704	631	
HSCM URN-06	Number of hours of care assessed as needed and not provided for those in receipt of a care package	344	326	345	341	N/A	329	319	354	344	314	385	387	

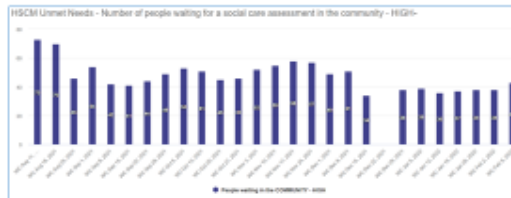

Trends

Number of people waiting for a social care assessment



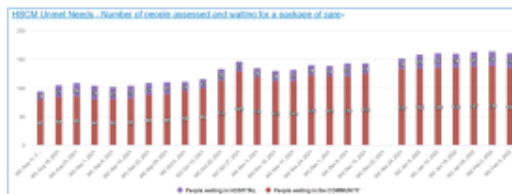
The trend in the overall number of people waiting rose at the end of December and has remained static at around 155 people
 Note, that **URGENT** cases have reduced this week, and trend is decreasing, while **HIGH** cases have increased

Waiting in the community: URGENT or HIGH




Trends

Number of people assessed and waiting for a package of care



Numbers both in hospital and in the community remain static, but at a higher level than previously

Number of people in receipt of a care package and waiting for a statutory social care review



Numbers waiting for review has been between 290 and 300 since the Christmas period

Trends

Number of hours of care yet to be provided for individuals in hospital



Trend for unmet need for those in hospital appears to have levelled-off, with weekly fluctuations above but creeping back up toward 400 hours

Number of hours of care yet to be provided for individuals in the community



Showing a clear and sustained downwards trend. Remains considerably higher than in August.

Trends

Number of hours of care assessed as needed and not provided for those in receipt of a care package



Remains at last week's level. The highest number of hours that have been recorded since August.

Overall

- **Improving Measures:**
 - Hours of care yet to be provided for individuals in the community – **631 hours**
 - Urgent cases waiting for a social care assessment – **24**
- **Static Measures:**
 - People waiting for a social care assessment (combined low, medium, high & urgent) – **155**
 - People in receipt of a care package and waiting for a statutory social care review – **297**
 - People assessed and waiting for a care package – **161**
 - Hours of care assessed as needed and not provided for those in receipt of a care package – **387 hours**
- **Worsening Measures:**
 - High priority cases waiting for a social care assessment - **43**
 - Hours of care yet to be provided for individuals in hospital - **377 hours**