

# Children & Families Social Work Monthly Summary Dashboard

END OF PERIOD

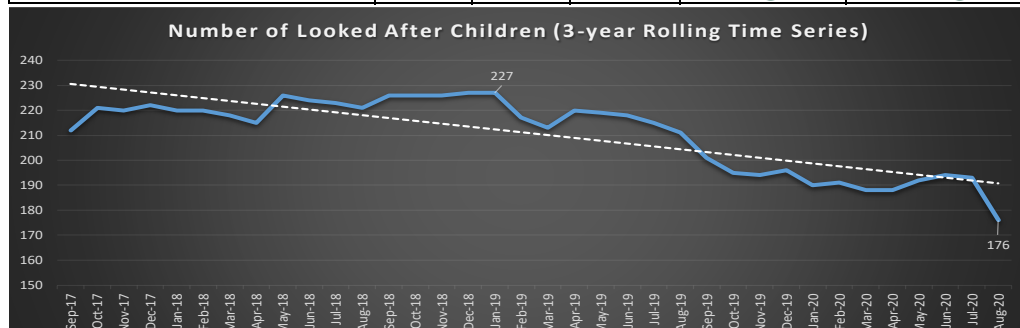
Aug-20

Children aged 0-17

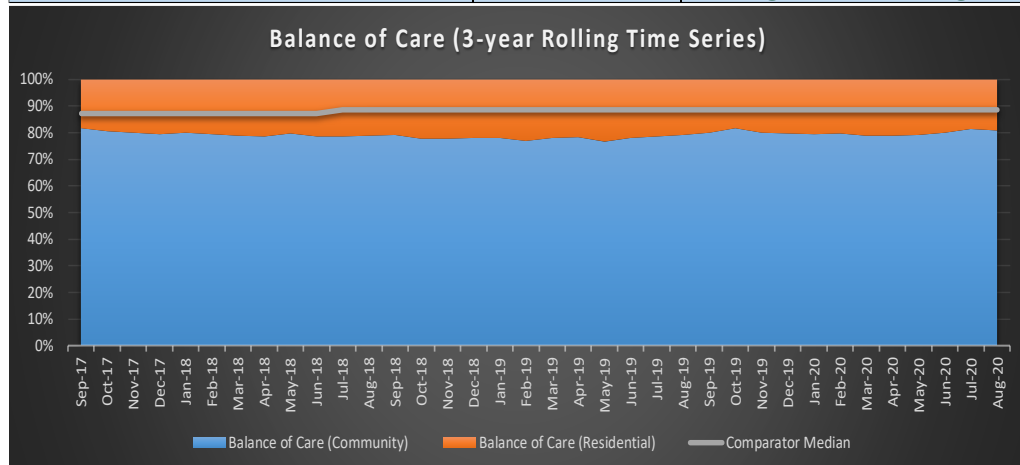
18,293



	Number	Rate/1,000	Comparator Median	Change from last month	Change from same period last year
LOOKED AFTER CHILDREN	176	9.62	11.6	-17	-35



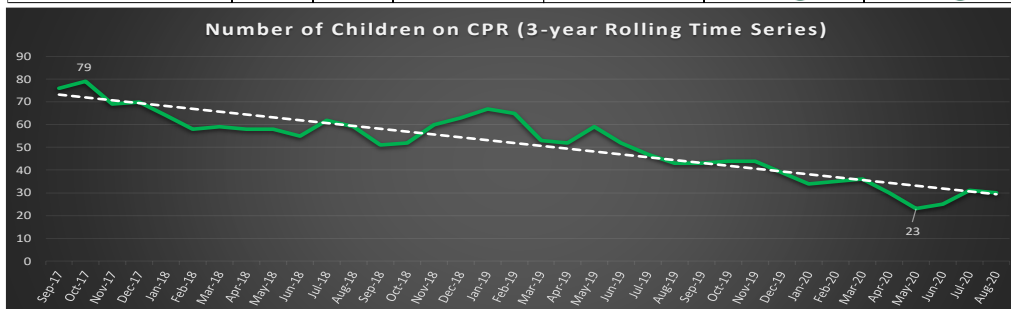
	Number	Proportion	Comparator Median	Change from last month	Change from same period last year
BALANCE OF CARE (COMMUNITY)	142/176	80.68%	87.40%	-0.67%	1.53%
LOCATION OF PLACEMENTS					
Home Supervision	31/176	17.61%	29.30%	-3.11%	-2.29%
Kinship care	47/176	26.70%	23.40%	1.32%	4.43%
Foster Care	59/176	33.52%	25.20%	1.92%	0.35%
Placed for Adoption	5/176	2.84%	2.20%	-0.79%	-0.95%
Residential Care	34/176	19.32%	12.70%	0.67%	-1.53%
Secure Care	0/176	0.00%	1.00%	0.00%	0.00%



Children aged 0-15

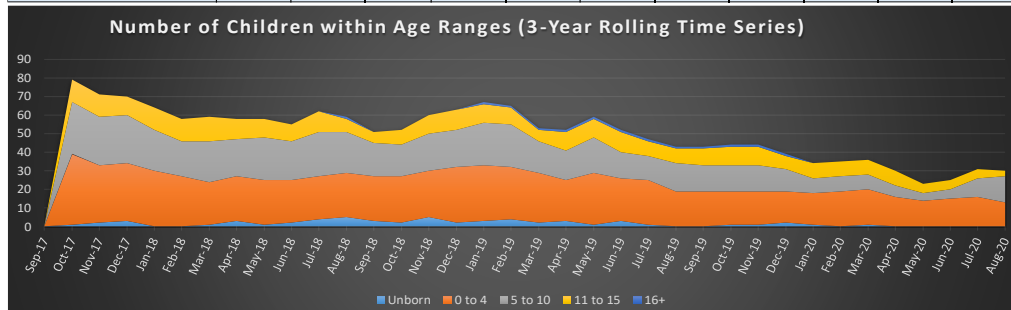
16,145

	On CPR	Rate /1,000	Added to CPR	Removed from CPR	Change from last month	Change from same period last year
CHILD PROTECTION	30	1.86	4	5	-1	-13



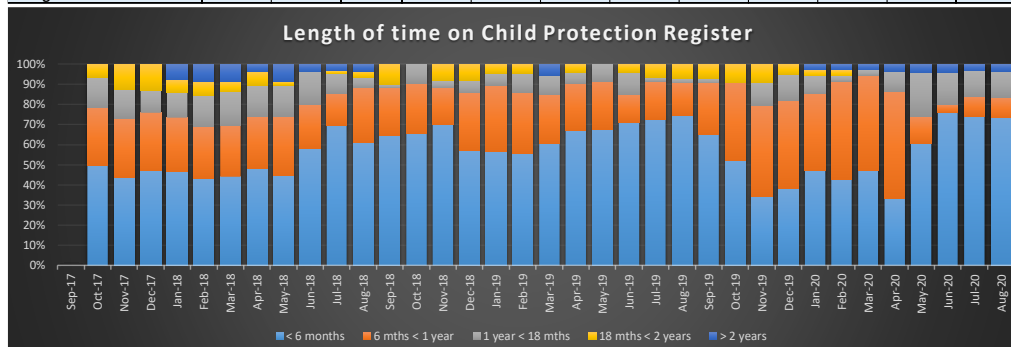
AGES OF CHILDREN ON CHILD PROTECTION REGISTER

	On CPR	Unborn	0 to 4	5 to 10	11 to 15	16+
Current Month	30	0	13	14	3	0
Change from Previous Month	31	0	-3	4	-2	0
Change from Previous Year	43	0	-6	-1	-5	-1



LENGTH OF REGISTRATION

	< 6 months	6 mths < 1 year	1 year < 18 mths	18 mths < 2 years	> 2 years	>12 Months
Current Month	22	3	4	0	1	5
Change from Previous Month	-1	0	0	0	0	0
Change from Previous Year	-10	-4	3	-3	1	1



### **Looked After Children**

\*\*\*\*\*Monthly Narrative\*\*\*\*\*

### **Complaints**

\*\*\*\*\*Monthly Narrative\*\*\*\*\*

### **Child Protection**

\*\*\*\*\*Monthly Narrative\*\*\*\*\*

### **Absences**

\*\*\*\*\*Monthly Narrative\*\*\*\*\*

### **Finance**

\*\*\*\*\*Monthly Narrative\*\*\*\*\*