

### Inveravon School propose closure consultation Online survey data report

#### Introduction

As part of the statutory consultation regarding the closure of Inveravon School, stakeholders were invited to participate in an online survey to express their opinion on the proposal.

The survey was open from 29 August 2022 until 07 October 2022. In total, 33 survey responses were submitted – 32 were completed online and one printed copy was received.

The survey data is presented in this. The survey responses are published in Appendix ?.

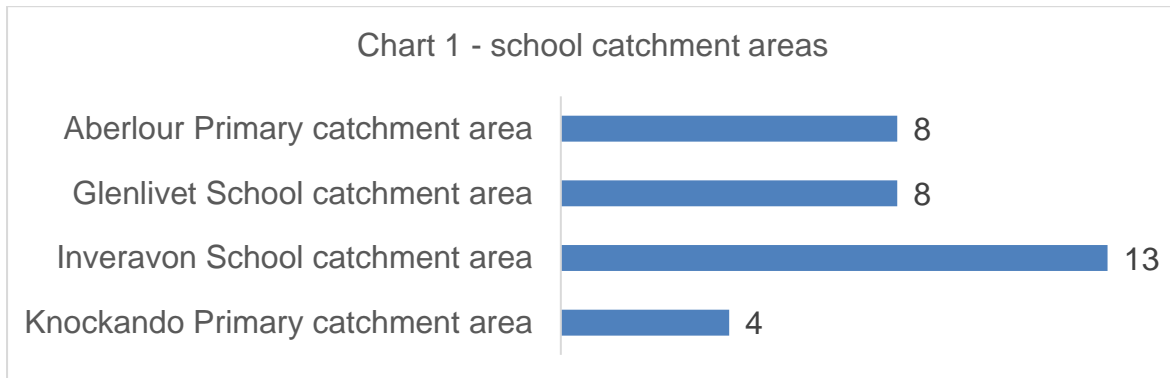
#### Summary of responses

- 33 people responded.
- 13 people are from the Inveravon Primary School catchment; 8 from Aberlour catchment; 8 from Glenlivet catchment; 4 from Knockando catchment.
- 18 are parents/carers; 12 community members; 2 community organisations; 1 staff member; 2 other family members. Some people identify as being in more than one stakeholder group.
- 11 have a primary aged pupil or younger child affected by the changes to Inveravon Primary School in your family
- Option 3 (split catchment between Knockando, Aberlour and Glenlivet primary schools) was preferred by 14 out of 27 people.
- 13 people support the proposed closure of Inveravon Primary School and 14 are against the proposal. 6 people did not answer this question.
- Support for closure is strongest among parents/carers, with 11 out of 16 in favour.

## Survey questions and responses

**Question 1 - Do you live in (choose any one option). You can check your catchment area using the map above or by inserting your postcode into the interactive map on our website by clicking here.** (33 responses)

Chart 1 shows that 13 (40%) people live within the Inveravon Primary School catchment area, and 8 (24%) within the Glenlivet Primary School catchment area and the same within the Aberlour Primary School catchment area. 4 live in the Knockando Primary School catchment area.



Comments:

- I live in Highland, just out of Inveravon Primary School catchment. I teach at ██████ Primary School.
- Dufftown - because Inveravon was closed.

**Question 2 – Are you a parent/carer, pupil, community member, community organisation or staff member?** (33 responses)

Chart 2 shows that 18 people identified as parents/carers, 12 as members of the community, 2 as members of community organisations, 1 as a staff member and 2 indicated other, adding the additional comment that they were grandparents. Two people selected more than one answer. No one identified as a pupil.

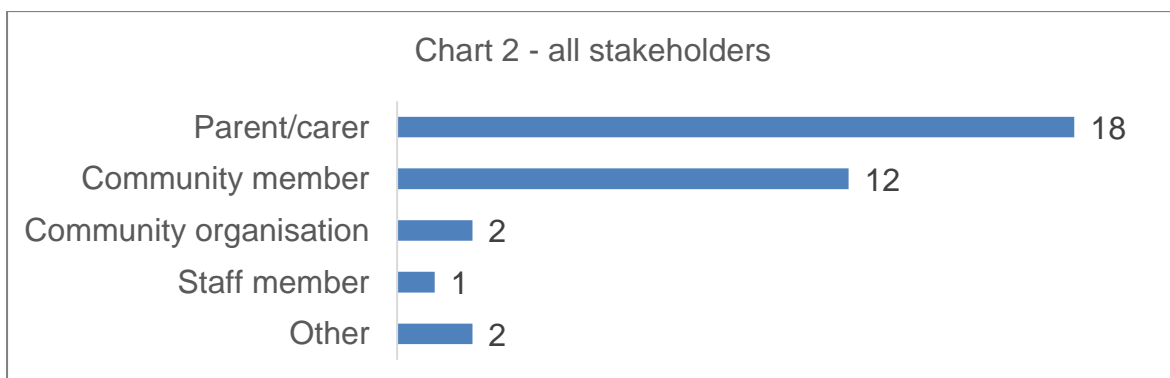
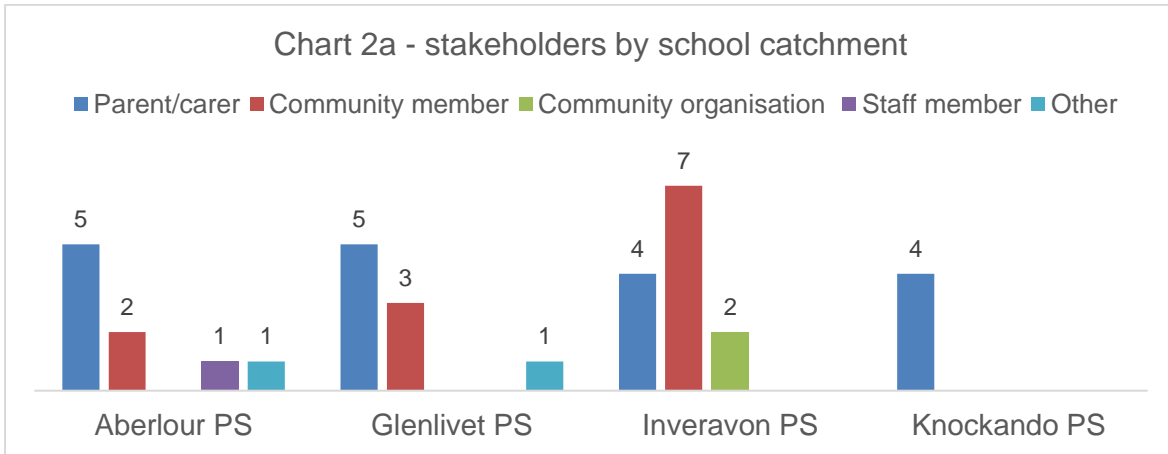


Chart 2a shows the breakdown of stakeholders by school catchment.



**Question 3 – If you are a parent/carer, member of the community or staff member, do you have a primary aged pupil or younger child affected by the changes to Inveravon Primary School in your family? (33 responses)**

Chart 3 shows the majority of people (22, 66%) do not have primary aged children or younger children affected by the changes to Inveravon School. 11 (33%) do have a child or children impacted.

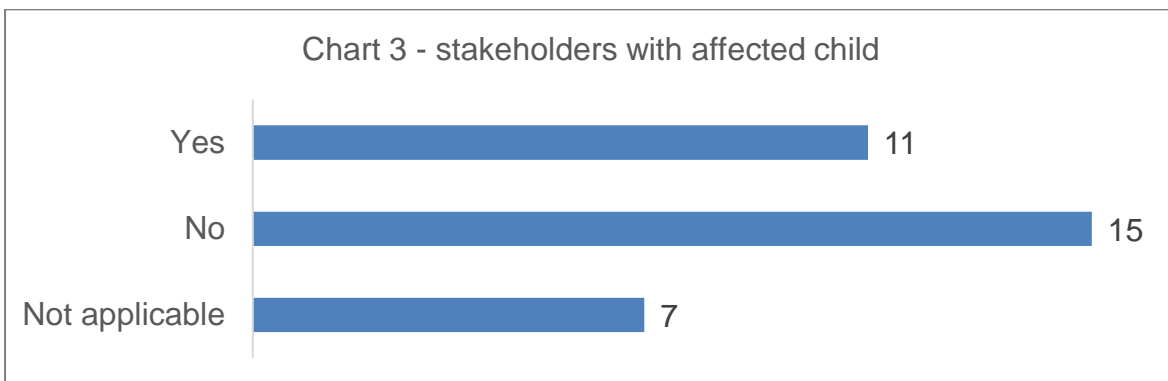
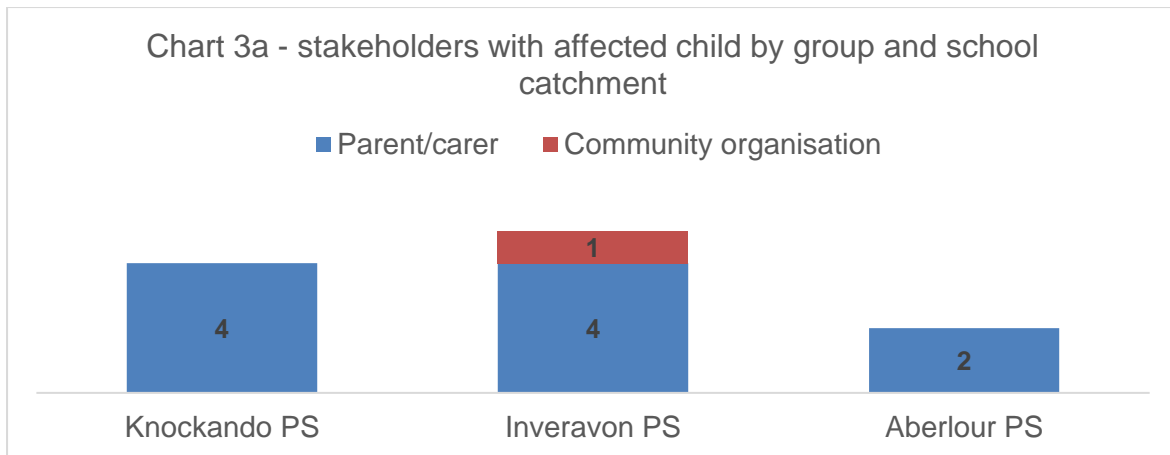
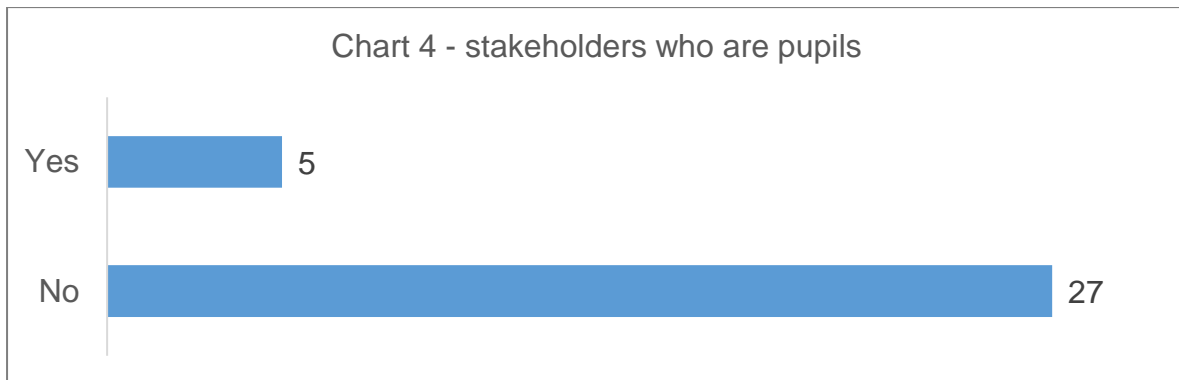


Chart 3a shows 55% of stakeholders with an affected child live out with the Inveravon Primary School catchment.



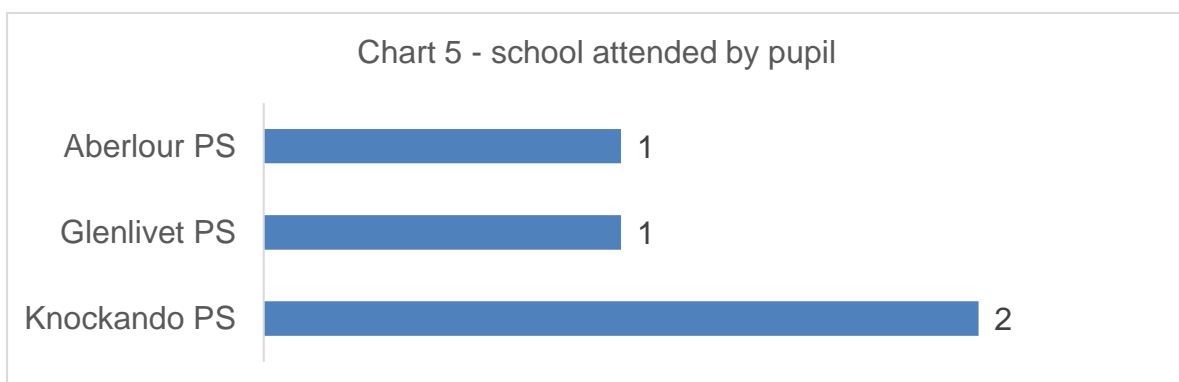
**Question 4 – Are you currently a pupil at a Moray school? (32 responses)**

Although no respondents answered at question 2 that they were a pupil, Chart 4 shows 5 respondents (16%) answered yes to this question.



**Question 5 – Please select which school you attend from the list below. (4 responses)**

Chart 5 shows 2 (50%) from Knockando, and 1 each (25%) from Aberlour and Glenlivet.



**Question 6 – Which options do you prefer for the proposed school catchment area? (27 responses)**

As shown in Chart 6, 14 people (52%) prefer option 3 (split catchment between Knockando, Aberlour and Glenlivet primary schools), with 7 (26%) selecting option 1 (rezone to Knockando Primary School) and 1 (4%) indicating option 2 (split catchment between Knockando and Aberlour primary school). 5 respondents (19%) had no preference.

6 people skipped this question.

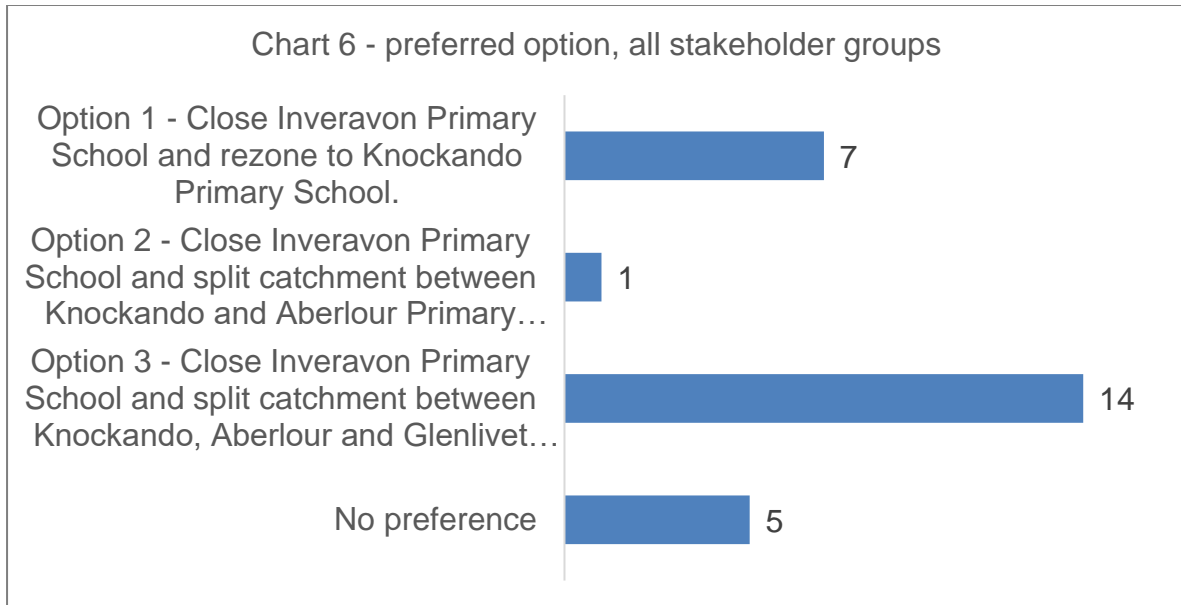


Chart 6a shows that among parents/ carers, Option 3 was most favoured and Option 1 has least support.

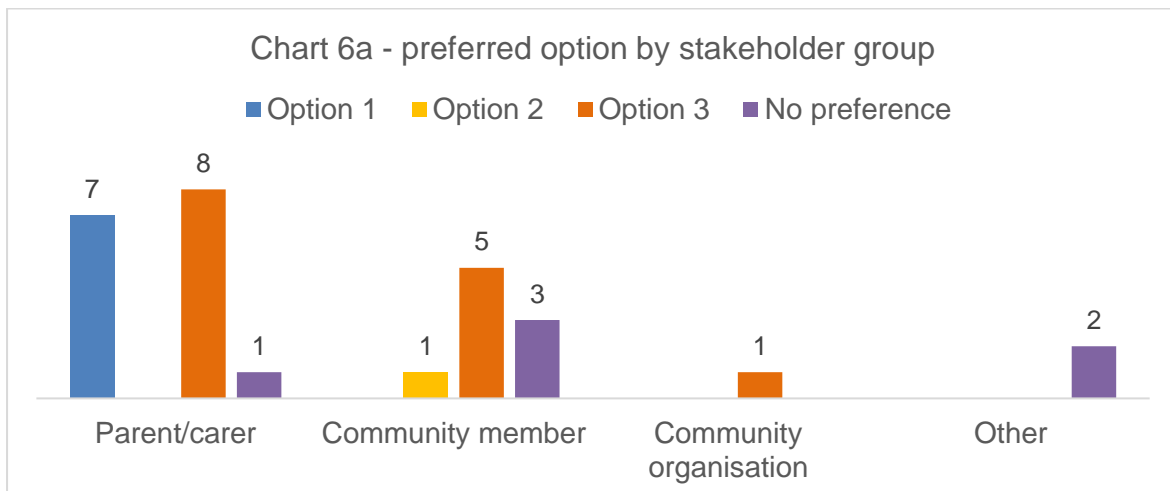
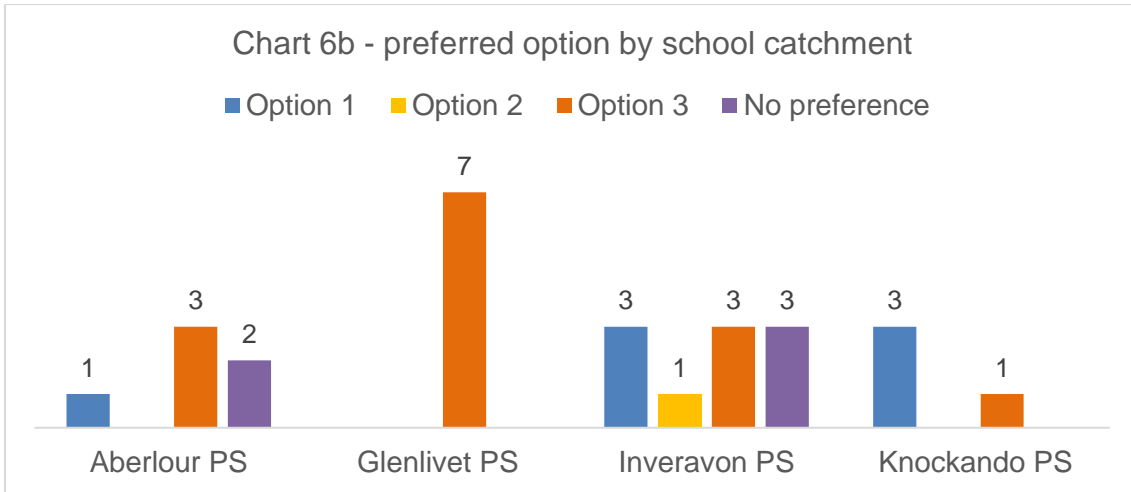


Chart 6b shows 7 of the 14 people who preferred Option 3 (split catchment between Knockando, Aberlour and Glenlivet primary schools) are in the Glenlivet catchment.

Those in the Inveravon catchment favoured Options 1 and 3, with 3 expressing no preference and 1 supportive of Option 2.



**Question 7 – Do you support the closure of Inveravon Primary School? (27 responses)**

As shown in Chart 7, respondents are fairly evenly split, with 13 (48%) supportive of closure and 14 (52%) against the proposal. 6 people skipped this question.

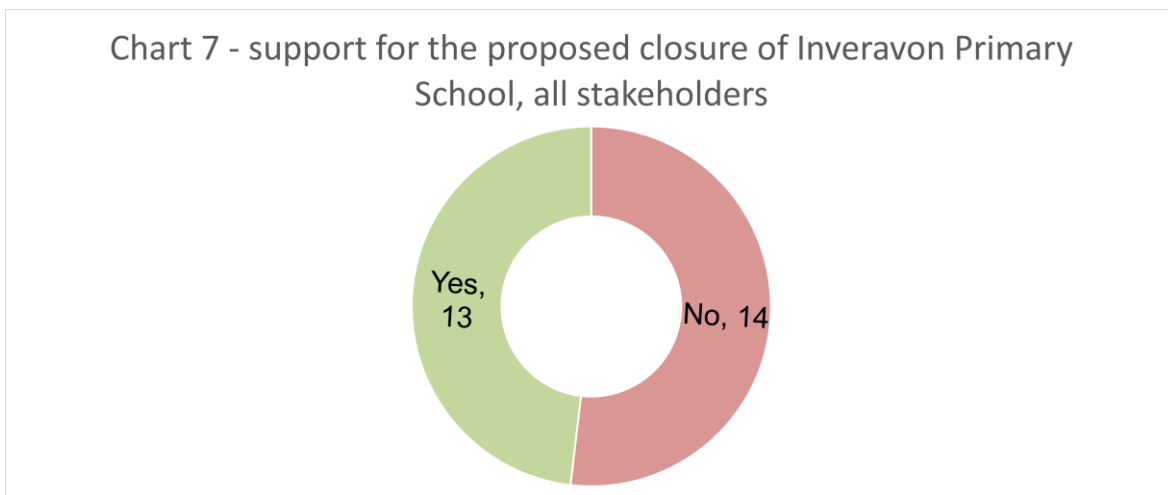


Chart 7a shows support for the proposal was strongest among parent carers, with 69% answering yes.

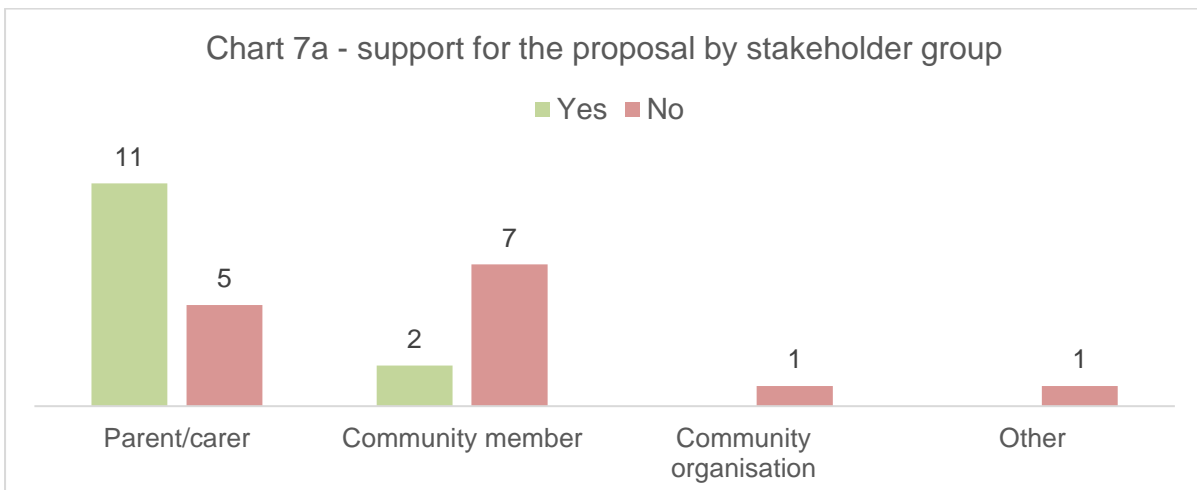
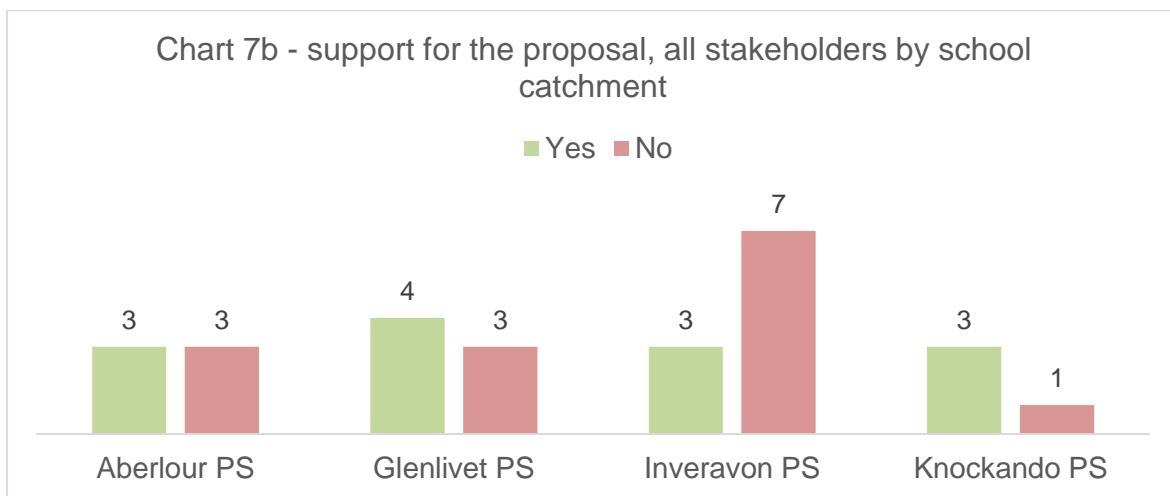


Chart 7b shows 70% of stakeholders from the Inveravon catchment are against the proposed closure.



**Question 8 – Do you think any of these options should be discounted? If so, please indicate which one(s) and give your reasons below. (27 responses)**

As shown in Chart 8, 13 people have no preference. Option 3 (close Inveravon Primary School and split catchment between Knockando, Aberlour and Glenlivet primary schools) was less favoured than Option 1 (close Inveravon Primary School and rezone to Knockando Primary School) and Option 2 (close Inveravon Primary School and split catchment between Knockando and Aberlour Primary School).

A small number of people called for two or all options to be discounted.

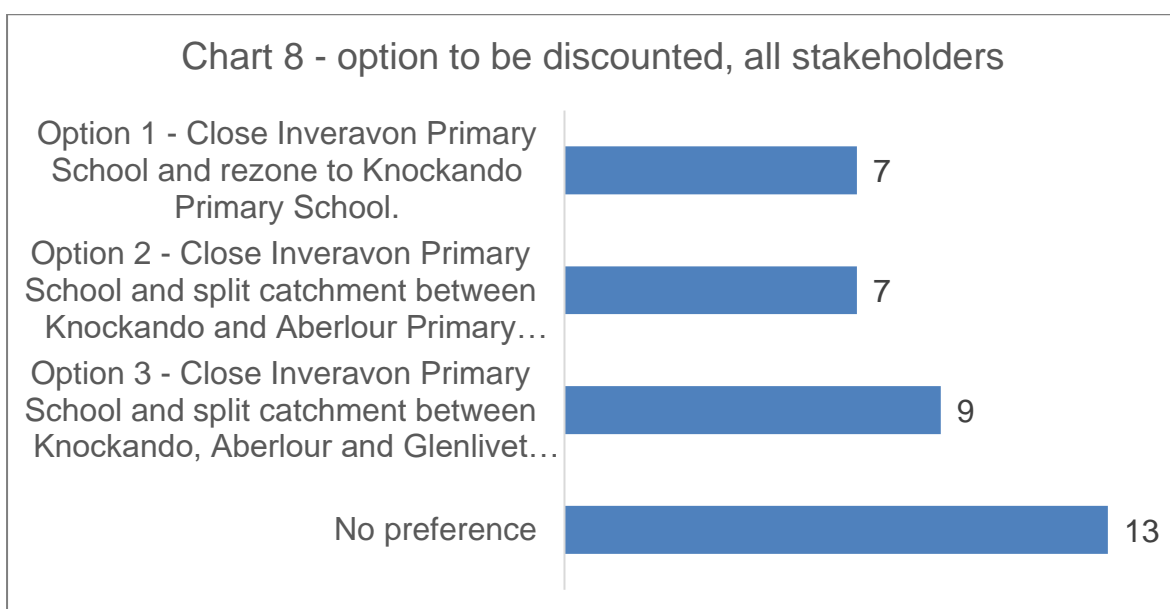


Chart 8a shows that among parents/carers, 44% want Option 3 to be discounted.



Chart 8b shows that among people from the Inveravon Primary School catchment, 50% had no preference.

