




2019/20 Q2 (July to September) - Performance Summary

Service	FINANCIAL SERVICES			
Section	Budget 2019/20	Budget to date 2019/20	Actual to date 2019/20	Year to date variance
	£000s	£000s	£000s	£000s
Financial Services	1,652	1,236	1,233	3
Finance Management	132	68	67	1
Finance Development	86	86	74	12
Accountancy	708	345	343	2
Payments and Procurement	1,490	751	734	17
Miscellaneous Finance	(256)	(14)	15	(29)
Finance Staff Savings Target	(100)	0	0	0
Finance Allocations	(408)	0	0	0

Corporate Services	% Absence				
Section	2018/19			2019/20	
	Q2	Q3	Q4	Q1	Q2
The Moray Council	4.71	5.39	6.18	4.83	4.87
Finance	3.28	5.62	3.96	5.13	6.51
Accountancy	1.82	3.58	2.19	2.74	7.23
Payments	3.90	6.49	4.72	6.20	6.19

Comments:

Absence in Accountancy due to long-term sickness has risen from 10.7 days in Q1 to 40 days in Q2. For Payments long-term sickness has more than doubled from 23 days in Q1 to 55 days in Q2; however, short-term absence has dropped from 110.7 days to 70.3 days over the same period.

Performance		
 Areas of Good Performance	 Areas requiring Monitoring	 Areas for Improvement
<p>Accountancy</p> <ul style="list-style-type: none"> Annual accounts submitted on time Unqualified audit certificate received Budget monitoring reports issued to budget managers on time (100%) All ERDPs completed 2018/19 <p>Payments</p> <ul style="list-style-type: none"> Invoices sampled paid within 30 days (90.87%) Payroll accuracy - number (99.94%) & value (100%) 	<p>Nil reported</p>	<p>Nil reported</p>
<p>Areas for Improvement</p> <p><i>Note that all committee reported Performance Indicators for the first half of 2019-20 were on target.</i></p>		

NOTE: The data still includes payroll whilst the transfer to HR is being worked on.