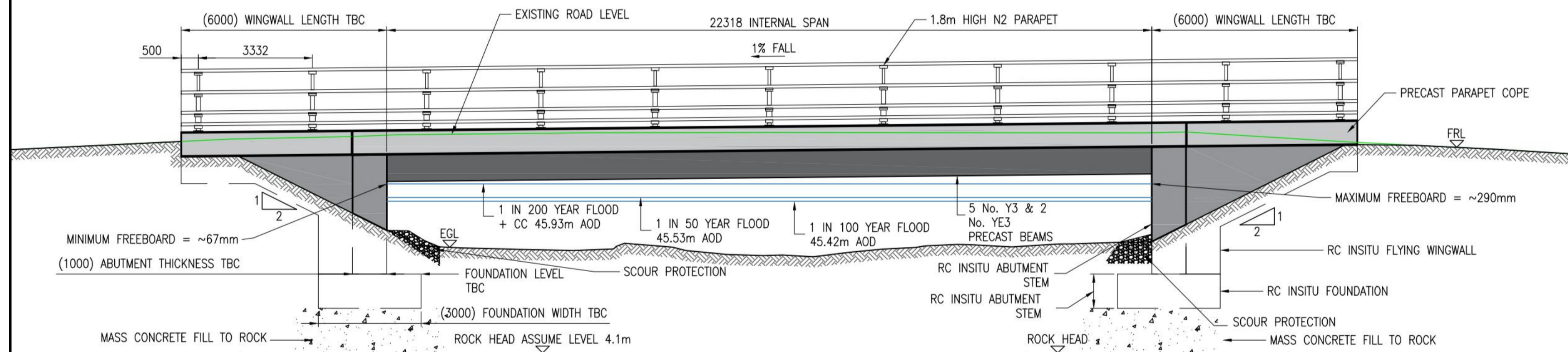
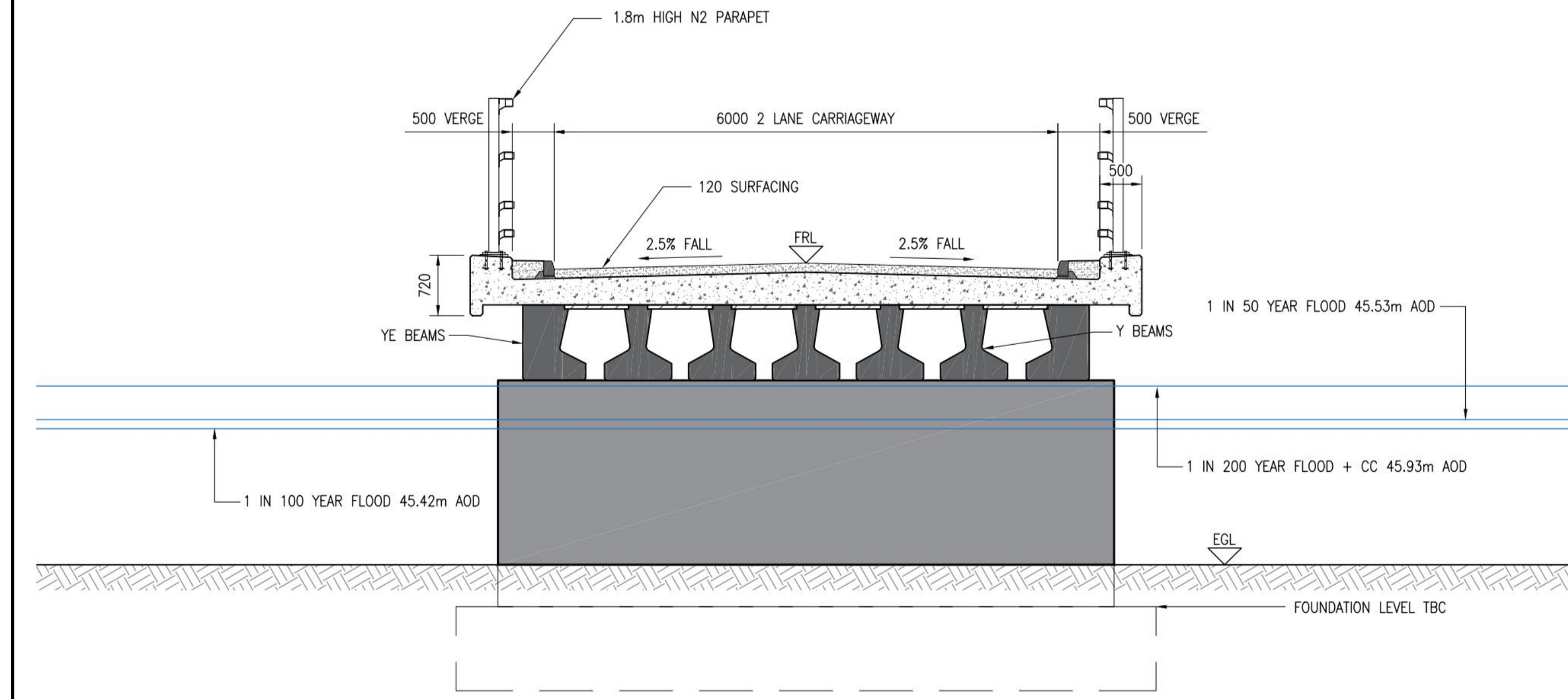


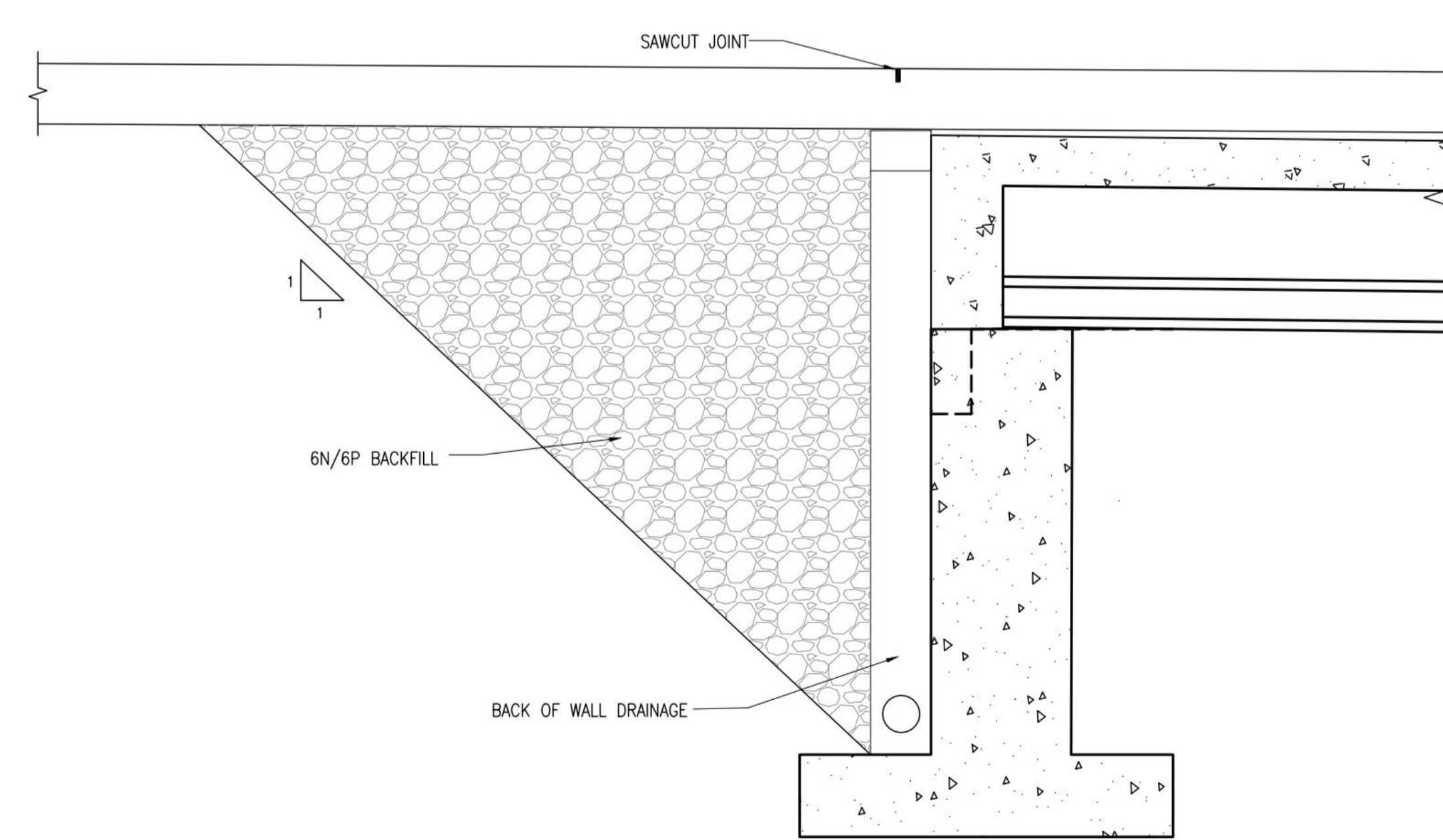
Plan on Bridge Deck
Scale 1 : 100



UPSTREAM ELEVATION A-A
Scale 1 : 100



SECTION B-B
Scale 1 : 50



TYPICAL ABUTMENT SECTION
NOT TO SCALE

Do not scale from this drawing.

SAFETY HEALTH AND ENVIRONMENTAL INFORMATION

IN ADDITION TO THE HAZARD/RISKS NORMALLY ASSOCIATED WITH THE TYPES OF WORK DETAILED ON THIS DRAWING, NOTE THE FOLLOWING RISKS AND INFORMATION.

RISKS LISTED HERE ARE NOT EXHAUSTIVE. REFER TO DESIGN ASSESSMENT FORM NO. 123640/ED/RA/01

CONSTRUCTION

DEMOLITION

FOR INFORMATION RELATING TO USE, CLEANING AND MAINTENANCE SEE THE HEALTH AND SAFETY FILE

IT IS ASSUMED THAT ALL WORKS WILL BE CARRIED OUT BY A COMPETENT CONTRACTOR WORKING, WHERE APPROPRIATE, TO AN APPROVED METHOD STATEMENT.

1. THIS IS A PRELIMINARY DESIGN DRAWING - DETAILS ARE SUBJECT TO DESIGN DEVELOPMENT

2. ONLY WRITTEN DIMENSIONS TO BE USED

3. DIMENSIONS IN MILLIMETRES UNLESS NOTED OTHERWISE

4. APPROXIMATE QUANTITIES;

5No. Y3 BEAMS - 23.3m
2No. YE3 BEAMS - 23.3m

SUPERSTRUCTURE CONCRETE: 75m³
ASSUMED REINFORCEMENT DENSITY 280kg/m³

SUBSTRUCTURE CONCRETE: 90m³
ASSUMED REINFORCEMENT DENSITY 150kg/m³

4ND. FLYING WINGWALLS TOTAL: 26M³
ASSUMED REINFORCEMENT DENSITY 200kg/m³

ASSUME DEPTH OF MASS CONCRETE 1.3M BELOW FOUNDATION TO ROCK HEAD

0	15/01/24	GENERAL ARRANGEMENT	AS	EH	EH
Rev.	Date	Description	Drawn	Chkd.	Appd.

FAIRHURST
43 George Street
EDINBURGH
EH2 2HT
Tel: 0131 225 6741
Fax: 0844 381 4412

Project Title:
CLODDACH BRIDGE REPLACEMENT

Drawing Title:
GENERAL ARRANGEMENT

Scale of A1: AS SHOWN	Status: DRAFT
Drawn: AS	Checked: EH
Date: 15/01/24	Approved: EH
Date: 15/01/24	Date: 15/01/24
Date: 15/01/24	Date: 15/01/24

Drawing No.: **158148-FAI-CLO-DR-1700-01** Revision: **0**