



Moray HSCP Culbin and Varis Medical Practice Hospital Data

November 2018

© Healthcare Improvement Scotland 2018
Published November 2018

www.healthcareimprovementscotland.org

Contents

Contents	1
Moray HSCP Culbin and Varis Medical Practice Hospital Data	2

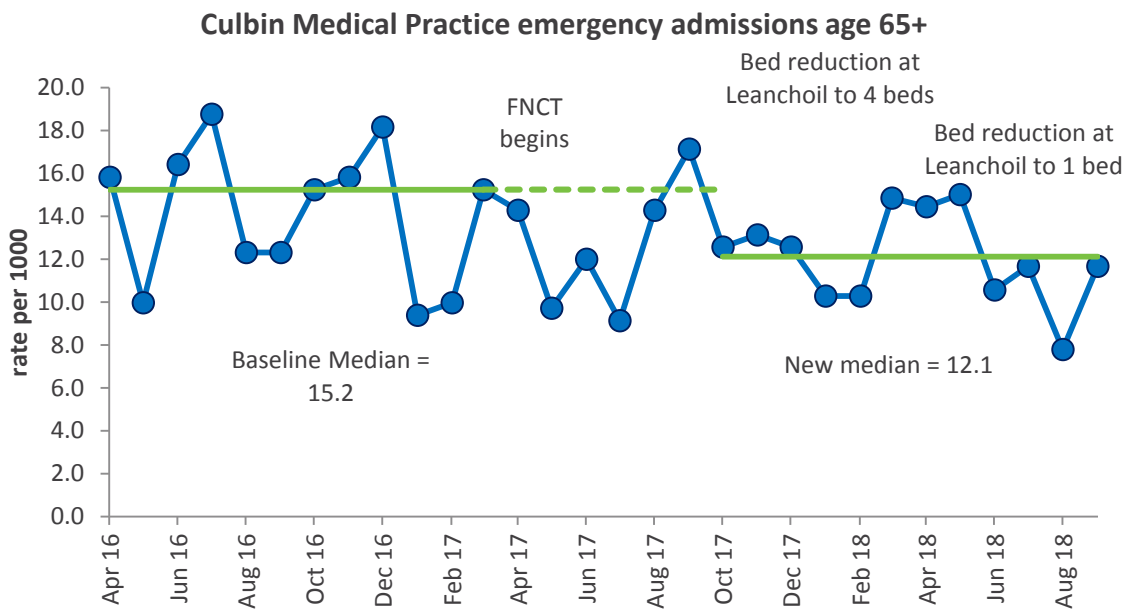
Moray HSCP Culbin and Varis Medical Practice Hospital Data

Hospital data from Moray HSCP has been put into run charts in order to try and ascertain the impact of the Forres Neighbourhood Care Team (FNCT).

Run charts are simple analytical tools to help us understand changes in data over time.

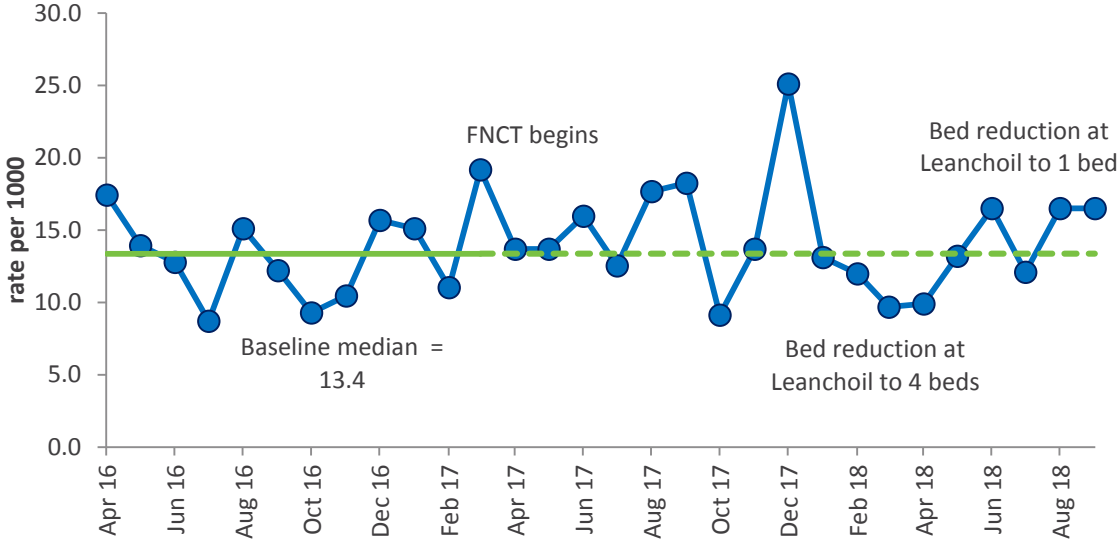
Emergency admissions

The chart below shows emergency admissions for the Culbin Medical Practice for patients aged 65+. There has been a sustained downwards shift in the rate of emergency hospital admissions for these patients. The baseline median reduced from 15.2 emergency admissions per 1,000 population to 12.1, a fall of 20%.



Varis Medical Practice does not show any change in the rate of emergency medical admissions over the same time period (see chart below).

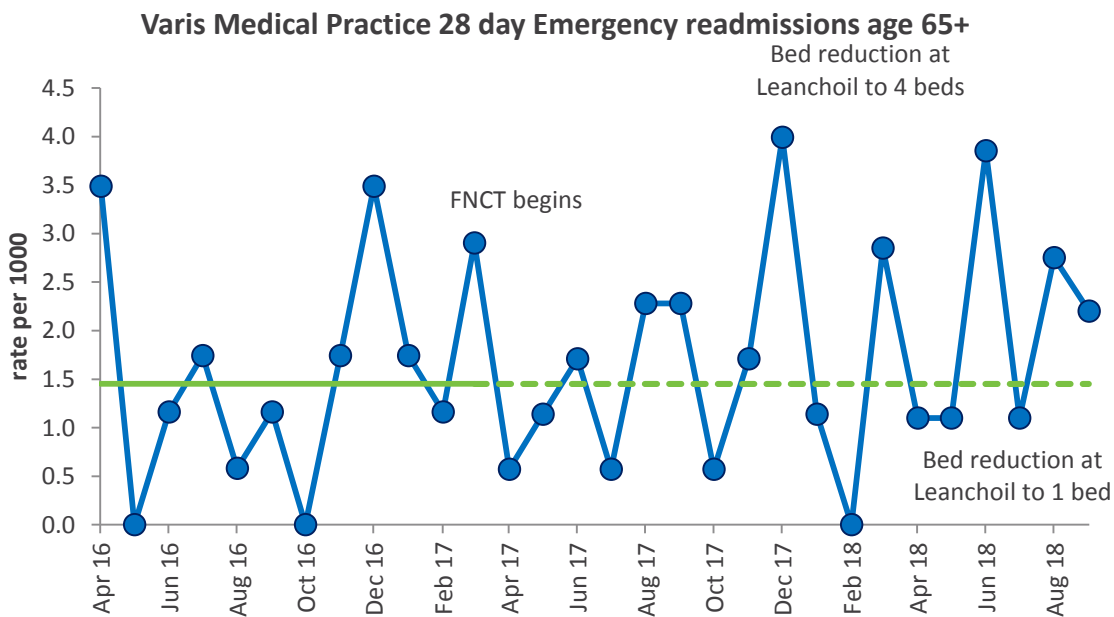
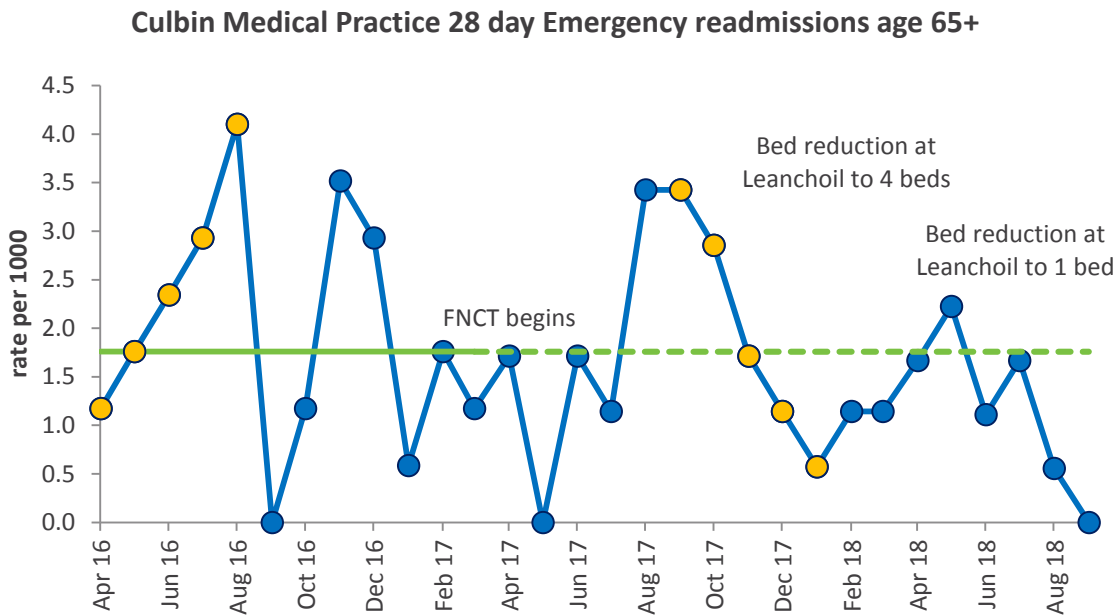
Varis Medical Practice emergency admissions age 65+



Emergency 28 day readmissions

The following two charts show emergency 28 day readmissions. The highlighted yellow points on the chart for Culbin Medical practice show that there was an increasing trend within the baseline period. There was also a decreasing trend following the baseline period.

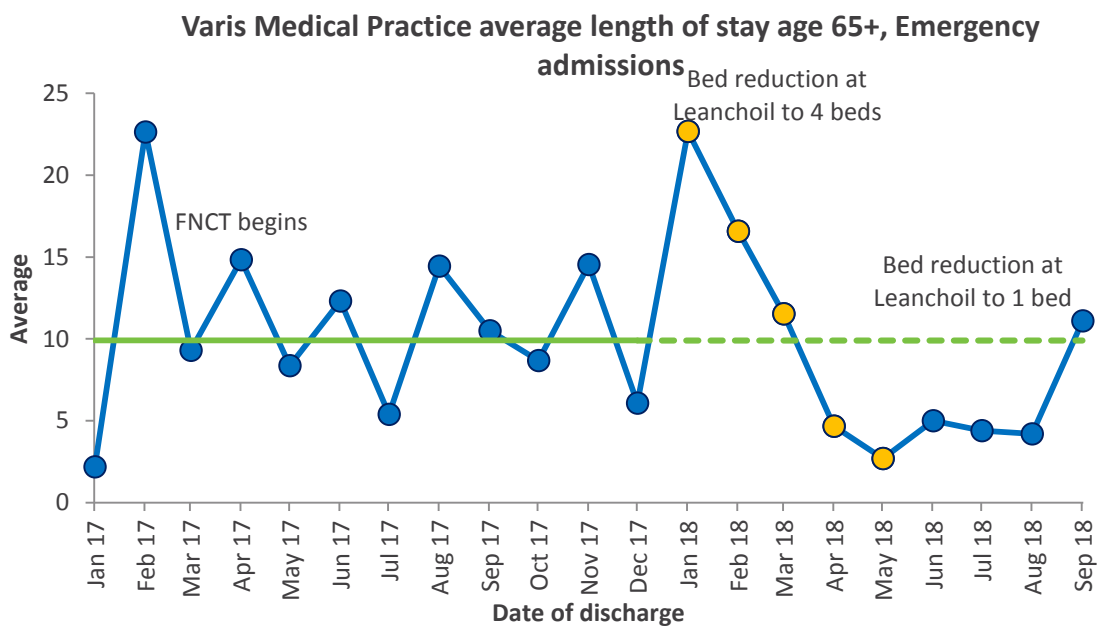
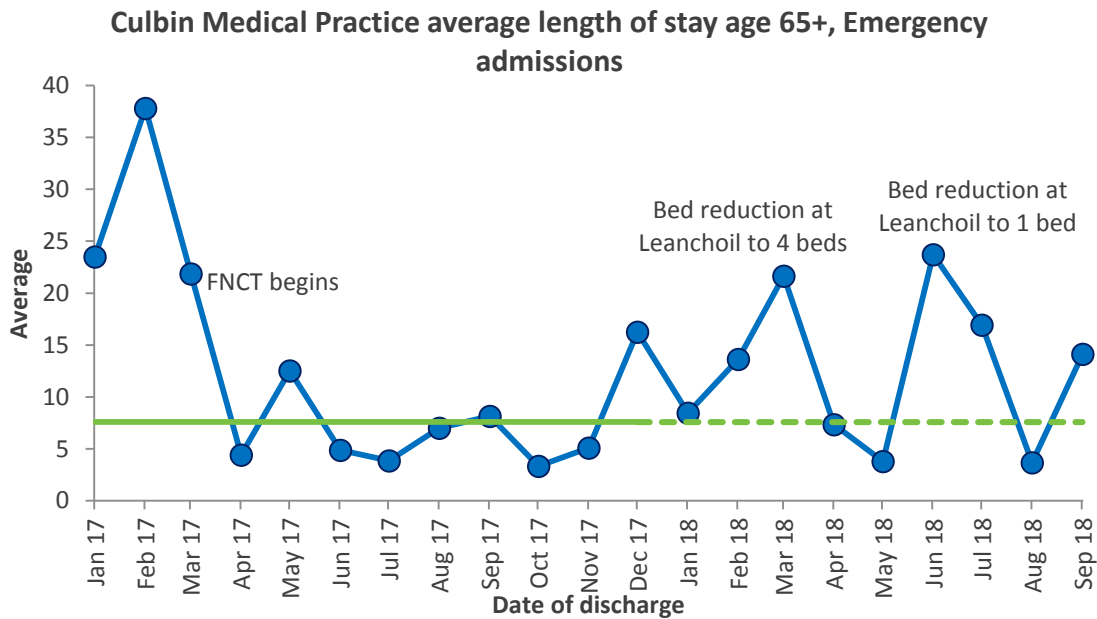
Varis Medical Practice did not show any significant variation over time in terms of their 28 day emergency readmissions.



Length of stay

The hospital length of stay data for emergency admissions only represents a subset of patients; those whose admissions were potentially preventable by the FNCT, and only includes admissions to Dr Gray’s Hospital and Aberdeen Royal Infirmary. The data is also presented for a shorter time period, allowing less opportunity to assess changes. Please note this data is provisional.

The length of stay data for Culbin Medical Practice doesn’t show any change. The data for Varis Medical Practice shows a downward trend in length of stay.





This Document is for internal use of Moray HSCPS

Written November 2018

Improvement Hub
Healthcare Improvement Scotland

Edinburgh Office
Gyle Square
1 South Gyle Crescent
Edinburgh
EH12 9EB

0131 623 4300

www.ihub.scot

Glasgow Office
Delta House
50 West Nile Street
Glasgow
G1 2NP

0141 225 6999