



YEAR TO DATE MONITORING REPORT

*Covering the performance in support of the
Local Fire and Rescue Plan for Moray 2017*



SCOTTISH
FIRE AND RESCUE SERVICE
Working together for a safer Scotland

April to September 2020/21

**Working together
for a safer Scotland**



ABOUT THE STATISTICS IN THIS REPORT

The activity totals and other statistics quoted in this report are provisional in nature and subject to change as a result of ongoing quality assurance and review.

Because all statistics quoted are provisional there may be differences in the period totals quoted in our reports after original publication which result from revisions or additions to the data on our systems.

From 2015-16 onwards responsibility for the publication of end-year statistical data transferred from the Scottish Government to the SFRS. This change of responsibility does not change the status of the figures quoted in this and other SFRS reports reported to the Committee.

TABLE OF CONTENTS	PAGE
Introduction	5
Year to Date Performance Summary	6
Year to Date Performance Highlights	7
Priority 1 – Unintentional Harm & Home Safety	8
Number of Accidental Dwelling Fires (ADF)	8-10
Number of ADF Fatal Casualties	8-10
Number of ADF Non-Fatal Casualties	8-10
Priority 2 – Non-Fire Emergencies	11-13
Number of Special Service Incidents	11-13
Priority 3 – Anti-Social Behaviour	14-15
Number of Deliberate Fires	14-15
Priority 4 – Non-Domestic Fire Safety	16-17
Number of Non-Domestic Building Fires	16-17
Priority 5 – Reducing UFAS Incidents	18-19
Number of UFAS Incidents	18-19
Priority 6 – Emergency Response & Community Resilience	20

This page is intentionally blank

INTRODUCTION

Welcome to the Scottish Fire and Rescue Service Moray Area performance report for the reporting period 1st April to 30th September 2020. The report is aligned to and reports on progress against the priorities set out in the Local Fire and Rescue Plan for Moray 2017 – 2020.

The information presented in this report provides a comparison against key performance indicators, the selected performance indicators are selected to best inform and support the priorities within the Local Fire and Rescue Plan for Moray 2017-2020. Each indicator displays the activity reflecting performance for year to date vs. a specific target OR previous 3 years rolling average. The performance indicators within the report support the local priorities:

- Priority 1 – Unintentional Harm & Home Safety
- Priority 2 – Non-Fire Emergencies
- Priority 3 – Anti-Social Behaviour
- Priority 4 – Non-Domestic Fire Safety
- Priority 5 – Unwanted Fire Alarm Signals
- Priority 6 – Emergency Response & Community Resilience

As well as supporting the six priorities in the Local Fire and Rescue Plan for Moray, this monitoring report shows how SFRS activities and performance contribute to the wider priorities of the Moray Community Partnership 10 Year Local Outcomes Improvement Plan.




The figures in this report are provisional, to provide the Committee with the SFRS's direction of travel in the Moray area, in terms of performance against headline indicators and targets. Most figures will not change; however, members should note that there may be some small variations for some indicators when the final confirmed figures are published by the SFRS.














PERFORMANCE SUMMARY

The table below provides a summary of the year to date performance against headline indicators and annual targets. It aims to provide – at a glance – our direction of travel during the current reporting year.

Performance against Moray Local Fire and Rescue Plan

Year-to-Date Legend

	Below 3 Year Average
	Less than 10% above 3 Year Average
	More than 10% above 3 Year Average

Key Performance Indicator	April to September				RAG STATUS
	2017/18	2018/19	2019/20	2020/21	
 All Accidental Dwelling Fires	20	29	27	23	
  All Accidental Dwelling Fire Casualties & (Fatalities)	4 (0)	4 (0)	5 (0)	3 (1)	
 Special Service All	83	79	107	74	
 All Deliberate Fires	37	99	51	49	
 Non Domestic Fires	19	18	14	15	
 UFAs	191	192	218	185	

PERFORMANCE HIGHLIGHTS

Of the 6 Priority areas, the following performance should be noted for the year to date 2020/21:

Accidental Dwelling Fires and Accidental Dwelling Fire Casualties

The statistics against the key performance indicators show that we have a decrease compared to the three year rolling average for Accidental Dwelling Fires. Accidental Dwelling Fire Casualties numbers remain below the three year average, however sadly there was 1 fatality in the Moray area during this reporting period.

Special Service All

Special Service Calls are showing 20% below the three year average. The categories of Special Service with the highest number of calls were and Effecting Entry & assisting other agencies, with crews attending 24 and 17 respectively during this reporting period.

Compared to the 3 year average RTC's have almost halved during this reporting period.

Deliberate Fires

Deliberate Fires are below the three year average with deliberate secondary fires (grassland/scrub) contributing to the bulk of the calls.

Non Domestic Fires

Non- Domestic Fires are below the three year average with the 15 incidents covering a variety of premise types.

We continue to work with owners and occupiers through our Fire Safety Enforcement Programme and Post Fire Audits to reduce the number of Non-Domestic Fires.

False Alarm – UFAS

UFAS incidents have reduced by 7.5% below the three year average with distillery's and associated warehousing contributing to the bulk of the calls.

PRIORITY 1 – UNINTENTIONAL HARM & HOME SAFETY

Accidental Dwelling Fires (ADF)

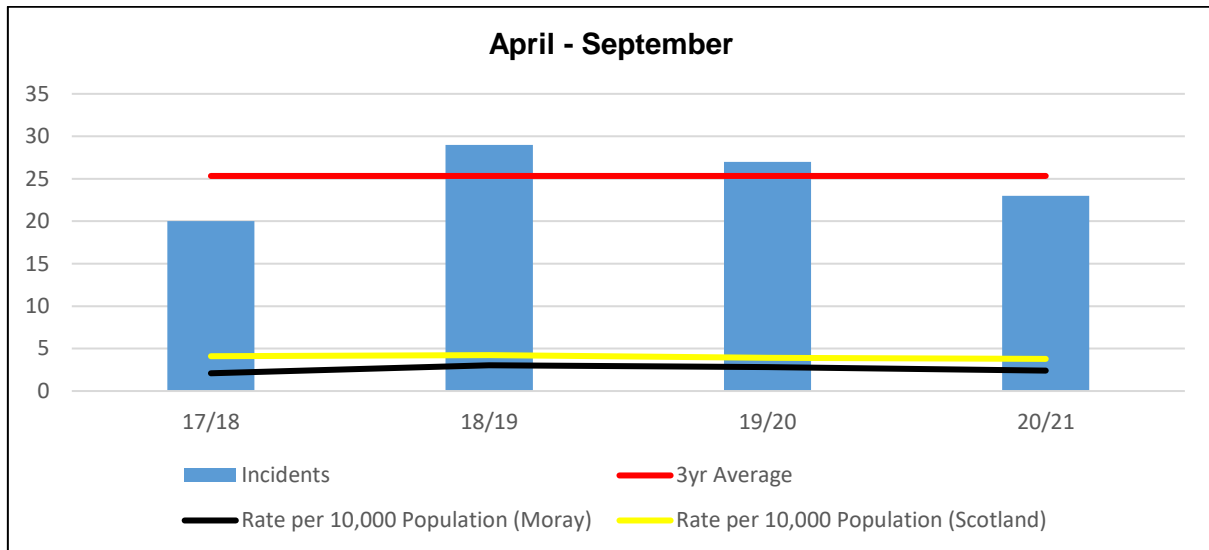


Table 1: Year to Date (April to September) Performance

	17/18	18/19	19/20	20/21	YTD
ADF's	20	29	27	23	Green

ADF Fatal Casualties & - ADF Non-Fatal Casualties

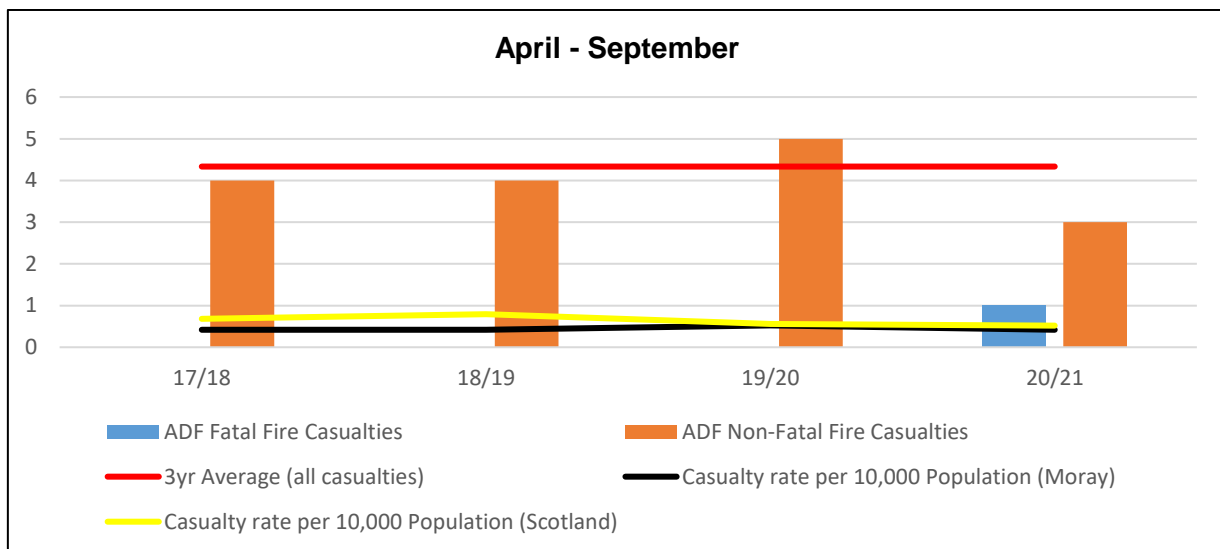


Table 2: Year to Date (April to September) Performance

	17/18	18/19	19/20	20/21	YTD
ADF Fatal Casualties	0	0	0	1	Red
ADF Non-Fatal Casualties	4	4	5	3	Green

Accidental Dwelling Fires

Committee	17/18	18/19	19/20	20/21
Buckie	2	2	5	6
Elgin North	4	3	5	5
Elgin South	4	2	4	2
Forres	3	9	5	4
Keith	3	7	3	2
Laich	4	3	3	3
Milnes	0	2	1	1
Speyside	0	1	1	0
Total	20	29	27	23

Indicator Description

The largest single type of primary fire in Moray is accidental fires in the home and their prevention is a key focus of the Service's community safety activity.

Our aim is to reduce the rate of ADF's by keeping these incidents below the three year average for 2020/21.

The reduction of fire casualties is clearly linked to our priority "Unintentional Harm and Home Safety". The reduction of fire fatalities and casualties is at the core of our preventative and early intervention activities carried out by SFRS in the Moray area. Significant contributory factors associated with the number of fire casualties and fatalities include, lifestyle, independent living strategies, smoking, consumption of alcohol and prescribed and non-prescribed drugs, Individual capacity and vulnerability, and ageing demographics.

ADF Fatal Casualties

This indicator counts those people for whom fire has been clearly identified as the cause of death, even if they die some-time after the actual fire. Those who die at, or after, the fire but where fire is **not** identified as the cause of death are not included in these figures.

Our aim is to have **Zero ADF Fatal Casualties**, in Moray during 2020/21

ADF Non-Fatal Casualties

This Indicator counts all types of non-fatal fire injury in the home, including precautionary checks.

Our aim is to reduce the risk of injury from fire in the home by keeping fire injuries below the three year average during 2020/21.

What we aim to Achieve

As well as helping to deliver Priority One: *Unintentional Harm & Home Safety*, our activities will also support the long term ambition of the Moray 10 Year Plan and supports achievement of the following local outcomes:

- Building a better future for our children and young people in Moray
- Empowering and connecting communities
- Growing, diverse and sustainable economy
- Changing our relationship with alcohol

Performance Management

There have been 23 ADF's reported year to date, which is below the three year average. We are therefore showing green for achieving the annual target.

Accidental dwelling fires can have a significant negative impact upon both individuals, the wider community and are financially costly to house holders and housing providers in terms of repair and the reinstatement of homes. Key contributory risk factors include, lifestyle, independent living strategies, smoking, consumption of alcohol and prescribed and non-prescribed drugs. Individual capability and vulnerability, and aging demographics.

Sadly there has been 1 ADF Fatal Casualty during year to date. We are therefore showing red for achieving the annual target.

There have been 3 ADF Non-Fatal Casualties year to date, which is below the three year average so we are showing green for achieving the annual target.

Home Fire Safety Visits remain a key focus in our community safety activity to reduce accidental dwelling fires and casualties resulting from these. We continue to explore and develop partnerships throughout the area to identify those most vulnerable and/or at risk from fire and/or harm in the home. Through our contribution to Moray Community Safety Hub and the Community Planning Partnership collectively we have raised awareness of our referral process and promote a better understanding of fire risk in the home. The figures presented below show the number of Home Fire Safety Visits (HFSV) delivered year-to-date compared to the same period 2019:

	2019 / 20	2020 / 21
High	39	43
Medium	49	19
Low	60	4
Total (Target)	148	66

The delivery of HFSV's to date have reduced compared to last year and this is down to restrictions that were put in place surrounding Covid-19. The SFRS focus remains on delivery of high and very high risk HFSV's during the ongoing Covid-19 pandemic, and these are being carried out by both our Community Action Teams as well as operational front-line staff. We continue to monitor emerging risk and will adjust our delivery strategy in line with Scottish Government guidance, to protect both the public and our staff.

PRIORITY 2 – NON-FIRE EMERGENCIES

All Non-Fire Emergencies

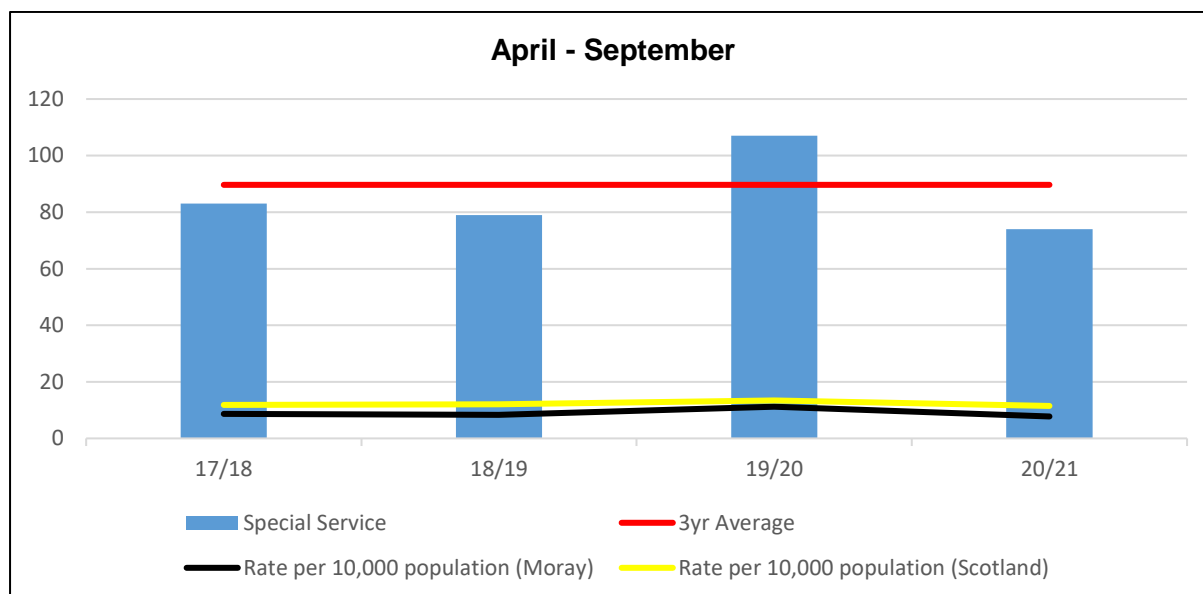


Table 3: Year to Date (April to September) Performance

	17/18	18/19	19/20	20/21	YTD
All Non – Fire Emergencies	83	79	107	74	Green

Road Traffic Collisions

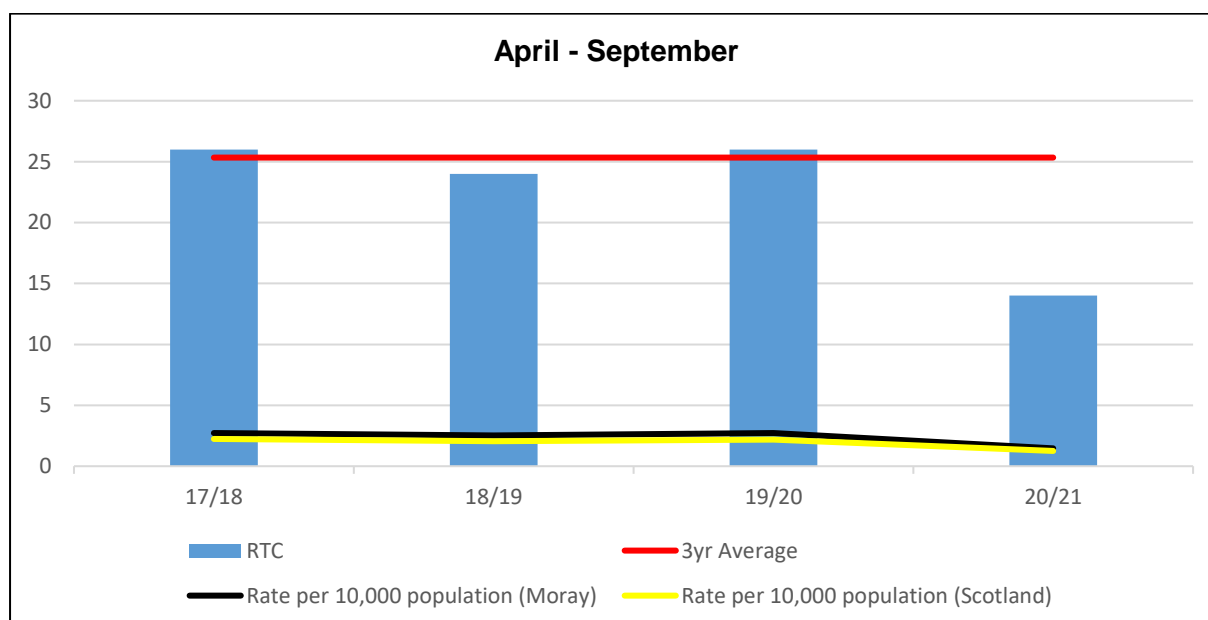


Table 4: Year to Date (April to September) Performance

	17/18	18/19	19/20	20/21	YTD
Road Traffic Collisions	26	24	26	14	Green
Fatal RTC Casualties	2	6	3	2	Green
Non-Fatal RTC Casualties	30	23	14	10	Green

All Non-Fire Emergency (Ward Area)

Committee	17-18	18-19	19-20	20-21
Buckie	8	7	10	10
Elgin North	13	11	8	9
Elgin South	13	8	26	10
Forres	13	12	11	12
Keith	10	7	11	9
Laich	13	13	9	10
Milnes	2	14	14	9
Speyside	11	7	18	5
Total	83	79	107	74

Indicator Description

A core part of SFRS activity locally is responding to Non-Fire Emergencies such as road traffic collisions (RTCs), other rescue situations and flooding. Firefighters are trained to a high standard and have at their disposal the most modern equipment for extracting people in rescue situations and administering first aid to casualties. As well as our operational response we are actively involved in preventing accidents from occurring through our work with the Moray Community Safety Hub and Public Protection Partnership.

What we aim to Achieve

As well as helping to deliver Priority Three: *Non-Fire Emergencies*, our activities will also support the long term ambition of the Moray 10 Year Plan and supports achievement of the following local outcomes:

- Building a better future for our children and young people in Moray
- Empowering and connecting communities
- Growing, diverse and sustainable economy
- Changing our relationship with alcohol

Performance Management

Special Service Incidents have reduced when compared to the average over the last 3 years, with 74 incidents attended. We are therefore showing green for achieving the annual target.

The most common form of Non-Fire Emergencies were affecting entry of which there were 24, and calls to assist other agencies of which there were 17.

Incidents also included 14 road traffic collisions, as well as a small number of animal rescues and floodings.

We continue working with partners through the Community Planning Partnership to reduce the number of casualties on our roads. In addition, we are working with partners agencies to share knowledge and experience when dealing with Non- Fire Emergencies.

Prevention is a key role of the SFRS locally and this extends to our expansion in the role of reducing unintentional harm and identification of a wide range of risks. We continue to promote Road Safety through our Annual Station Plans and our involvement with Road Safety Groups at both a Strategic and Operational level, and the hard-hitting Safe Drive Stay Alive Roadshows.

The SFRS locally is widely engaged in training members of the public in CPR. We continue to promote water safety awareness through both traditional and social media.

PRIORITY 3 – ANTI-SOCIAL BEHAVIOUR

Deliberate Primary Fires

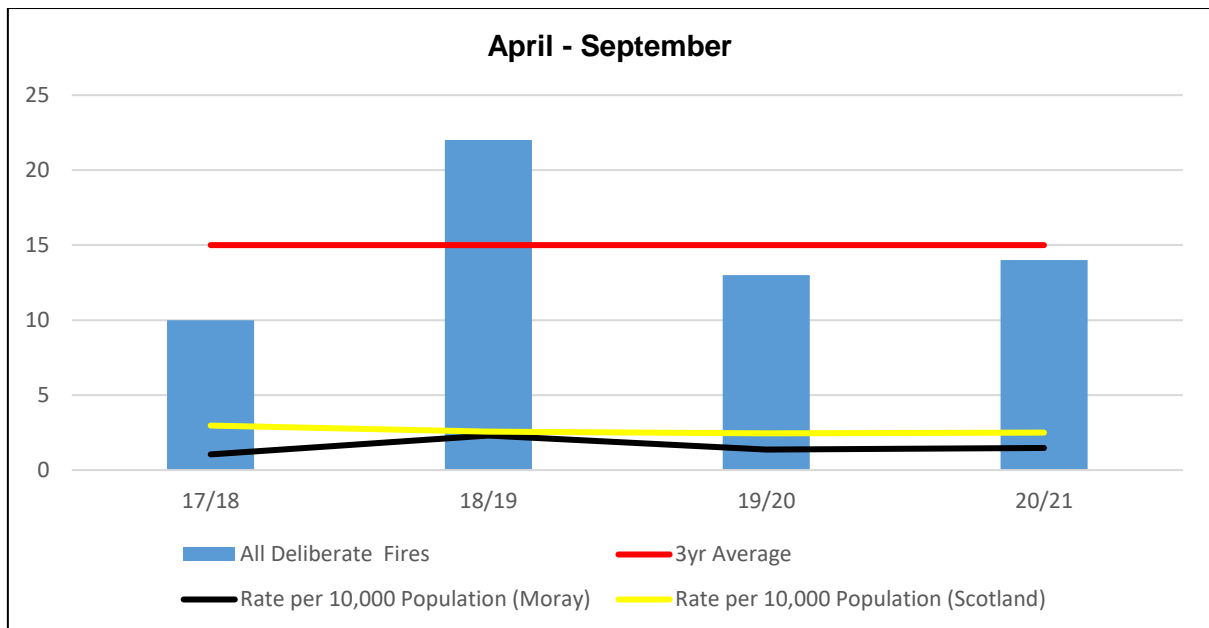


Table 5: Year to Date (April to September) Performance

	17/18	18/19	19/20	20/21	YTD
Deliberate Primary Fires	10	22	13	14	GREEN

Deliberate Secondary Fires

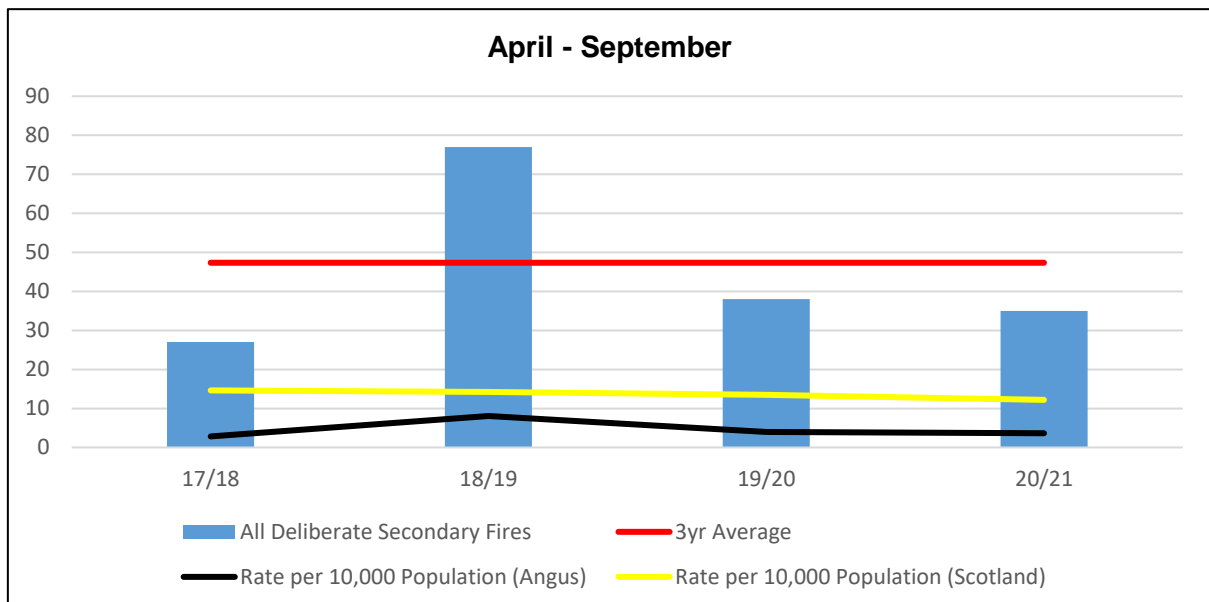


Table 6: Year to Date (April to September) Performance

	17/18	18/19	19/20	20/21	YTD
Deliberate Secondary Fires	27	77	38	35	GREEN

Committee	17-18	18-19	19-20	20-21
Buckie	6	4	5	3
Elgin North	5	15	7	3
Elgin South	3	7	8	6
Forres	2	6	8	8
Keith	6	8	2	8
Laich	8	45	15	8
Milnes	7	9	0	8
Speyside	0	5	6	5
Total	37	99	51	49

Indicator Description

In Moray, evidence reflects that deliberate fires are a problem in specific areas that can be linked to anti-social behaviour. Partnership working is key to reducing this type of incident and with the assistance of partners and communities we have reduced deliberate fires in areas where historically we have seen the highest level of activity.

Deliberate fires can be split into two different categories, these are Deliberate Primary and Deliberate Secondary Fires.

What we aim to achieve

As well as helping to deliver Priority Three: *Anti-Social Behaviour*, our activities will also support the long term ambition of the Moray 10 Year Plan and supports achievement of the following local outcomes:

- Building a better future for our children and young people in Moray
- Empowering and connecting communities
- Growing, diverse and sustainable economy
- Changing our relationship with alcohol

Performance Management

Results for this indicator show that we are below the average number of deliberate fires in the area when compared against both Scotland and the three year average for the Moray area.

During this period 35 of the 49 Deliberate Fires that occurred were Secondary fires these are fires involving grassland and refuse. The remaining 14 fires that occurred were Primary fires and these included 1 Education establishment, 1 garden shed, 2 outdoor structures, and plantations.

Partnership working is key to reducing deliberate fires and we achieve this through the Moray Community Safety Hub. As part of our Thematic Action Plans we focus on deliberate fires and carry out interventions in identified problem areas. We use both traditional and social media to highlight the hazards and consequences of deliberate fires and use our Firesetters intervention program to carryout engagement activity with youths that have been identified as being involved in Deliberate Fires.

PRIORITY 4 – NON-DOMESTIC FIRE SAFETY

Non-Domestic Building Fires

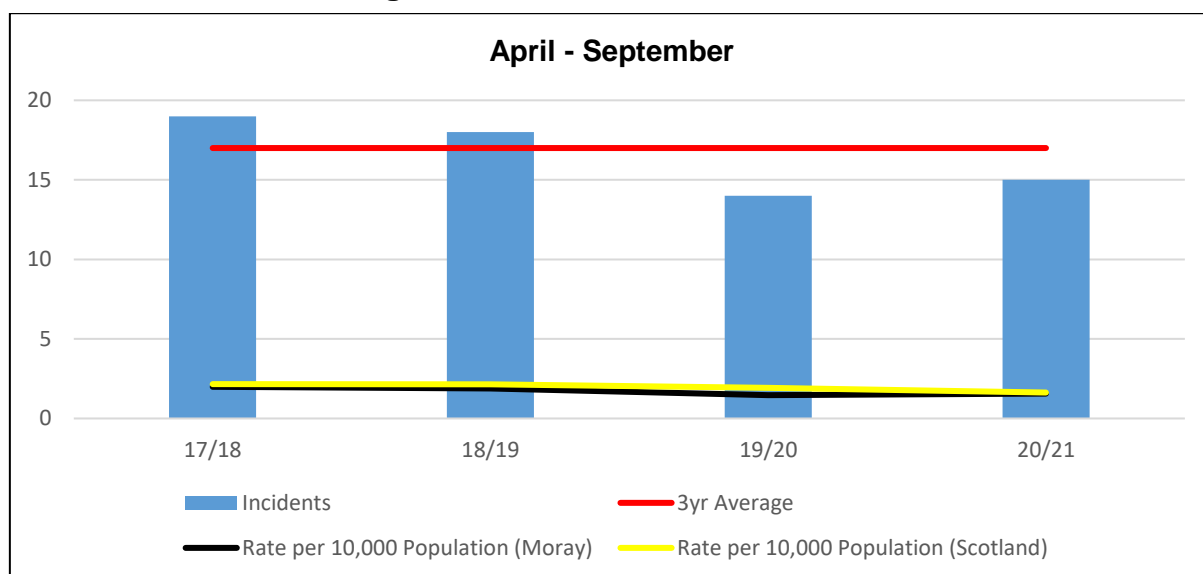


Table 7: Year to Date (April to September) Performance

	17/18	18/19	19/20	20/21	YTD
Non-Domestic Building Fires	19	18	14	15	Green

Committee	17-18	18-19	19-20	20-21
Buckie	0	1	1	2
Elgin North	1	3	0	1
Elgin South	4	4	4	0
Forres	4	0	4	4
Keith	3	2	2	2
Laich	3	4	2	3
Milnes	0	4	1	1
Speyside	4	0	0	2
Total	19	18	14	15

Indicator Description

This priority concentrates on the reduction of fires occurring within buildings that are non-domestic premises.

Again, partnership working is key to reducing this type of incident and we work with building occupiers and owners through our Legislative Fire Safety Enforcement Officers to reduce fires in non-domestic properties. Every fire that occurs in a non-domestic building is followed up by a post-fire audit. These audits are carried out by our dedicated fire safety enforcement team.

What we aim to Achieve

As well as helping to deliver Priority Four: *Non-Domestic Fire Safety* our activities will also support the long term ambition of the Moray 10 Year Plan and supports achievement of the following local outcomes:

- Building a better future for our children and young people in Moray
- Empowering and connecting communities
- Growing, diverse and sustainable economy
- Changing our relationship with alcohol

Performance Management

Results for this indicator show that we are below the average number of non-domestic fires in the area when compared against the three year average for the Moray area.

Of the 15 incidents that occurred 2 were garden sheds, 2 private garages, and 2 within 'other' residential or hotel type accommodation, with the remaining 9 covering a variety of non-domestic premises.

Our dedicated Fire Safety Enforcement Officers continue to audit relevant premises that fall within the scope of the Fire (Scotland) Act 2005 to ensure compliance with their statutory responsibilities. These officers engage with duty holders of relevant premises and provide advice and guidance on how to prevent both accidental and deliberate fires in non-domestic buildings.

PRIORITY 5 – REDUCING UNWANTED FIRE ALARM SIGNALS

Unwanted Fire Alarm Signals

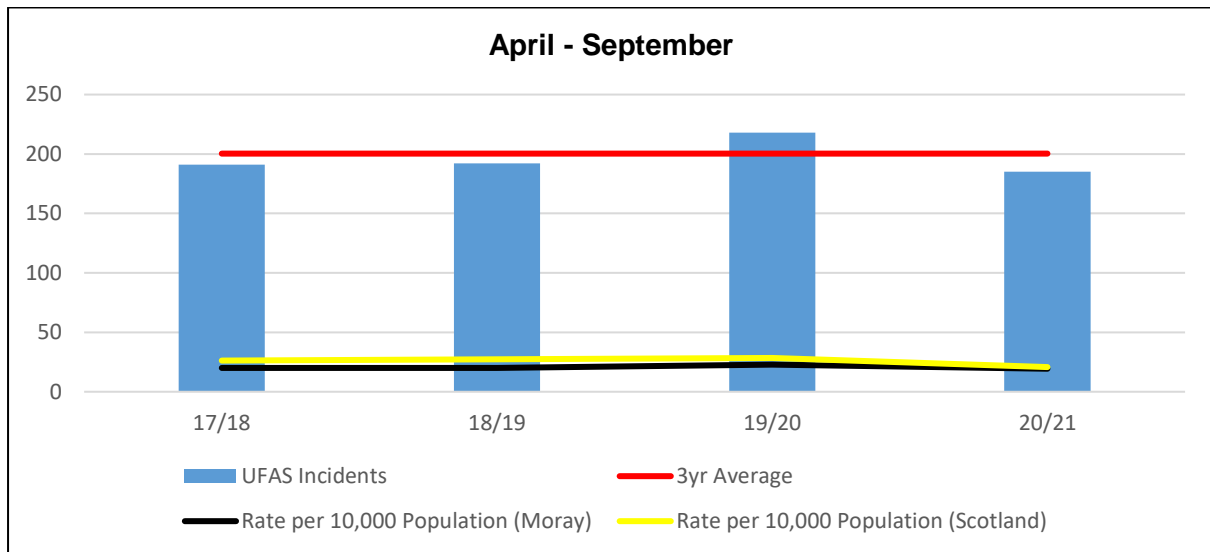


Table 8: Year to Date (April to September) Performance

	17/18	18/19	19/20	20/21	YTD
UFAS Incidents	191	192	218	185	Green

Committee	17-18	18-19	19-20	20-21
Buckie	14	15	13	17
Elgin North	21	23	24	21
Elgin South	23	30	40	24
Forres	16	20	25	21
Keith	19	22	20	19
Laich	26	23	12	14
Milnes	12	13	8	8
Speyside	60	46	76	61
Total	191	192	218	185

Indicator Description

Automatic Fire alarms (AFA) are fundamental to providing early warning from fire, giving people the chance to evacuate safely. However, to be effective, they must be properly installed and maintained, and a good fire safety management regime must be in place by the duty holder, so they do not activate when there is no fire.

Every Unwanted Fire Alarm Signal (UFAS) from an AFA has an impact in terms of unnecessary blue light journeys, redirecting SFRS resources away from other activities such as community safety work and causing considerable disruption to businesses.

Our aim is to improve fire safety management and awareness, by reducing the number of attendances to unwanted fire alarm signals (UFAS) from automatic systems in non-domestic buildings during 2019/20.

What we aim to Achieve

As well as helping to deliver Priority Five: *Reducing Unwanted Fire Alarm Signals*, our activities will also support the long term ambition of the Moray 10 Year Plan and supports achievement of the following local outcomes:

- Building a better future for our children and young people in Moray
- Empowering and connecting communities
- Growing, diverse and sustainable economy
- Changing our relationship with alcohol

Performance Management

Year to date, the total number of UFAS stands at 185, which is below the 3 year average for Moray, and indeed the lowest figure YTD for the past 4 years.

The table below lists the top three property types that had persistent call-outs due to UFAS during April to September.

Property Types	No. of UFAS
Distilleries	52
Care Homes / Nursing Homes	29
Warehousing	20

All operational crews have received training and provide advice to occupiers each and every time that they attend a UFAS incident and use the opportunity to educate the duty holder about the impact UFAS has on their businesses and the service.

Fire safety enforcement officers are also monitoring premises which are approaching the prescribed intervention stages

PRIORITY 6 – EMERGENCY RESPONSE & COMMUNITY RESILIENCE

Description

The SFRS has a statutory duty to reduce the risks to our communities and to prepare for and respond to major emergencies. It is essential our firefighters possess the skills, knowledge and expertise to respond to incidents which, by their nature, can be varied in both their type and complexity. In Moray, this means:

- Knowing what the risks are in Moray and then making plans, so we are resilient to respond to any event.
- Exercising these plans
- Being prepared to respond to national threats or major emergencies.
- Developing flexibility to deploy crews, to take on a broadening role within the community.
- Firefighters being equipped to deal with emergencies safely and effectively and our stations being in a constant state of readiness.

What we aim to Achieve

As well as helping to deliver Priority Six: *Emergency Response and Community Resilience*, our activities will also support the long term ambition of the Moray 10 Year Plan and supports achievement of the following local outcomes:

- Building a better future for our children and young people in Moray
- Empowering and connecting communities
- Growing, diverse and sustainable economy
- Changing our relationship with alcohol

Activity

During this year we have delivered our quarterly training commitment to operational firefighter's with a focus on the core skills of pumps, water awareness, driving, ladders, HAZMAT, knots & lines and extrication, as well as ensuring training/testing preparedness to deal with the following standard/advanced modules:

- Prevention & Protection
- Water & Ice rescue
- Road Traffic Collision
- Rural Fires
- Building Construction
- Refuse Fires
- Incident Command

Firefighters continued to visit sites within their station area so that they are aware of the associated risks and hazards, and if required can take effective actions in dealing with incidents at these sites. During this year, firefighters visited a range of sites to gather operational intelligence for both buildings and water risk, and reviewed our response plans.

Senior Managers attended a number of planning meetings to identify the SFRS resources that were required to support a number of events in Moray during this year.